

## **Police Pension Board Report 2.2**

-Pension Report 2.2

-Investment Report 2.2a

# Barrington Hills Police Pension Fund

---

## Monthly Financial Report

For the Month Ended

July 31, 2017

---

Prepared By



Lauterbach & Amen, LLP

CERTIFIED PUBLIC ACCOUNTANTS

# **Barrington Hills Police Pension Fund**

## **Table of Contents**

	Starting on Page
Accountants' Compilation Report.....	1-1
Financial Statements	
Statement of Net Position - Modified Cash Basis.....	2-1
Statement of Changes in Net Position - Modified Cash Basis.....	2-2
Other Supplementary Information	
Cash & Investments - Pie Chart.....	3-1
Cash Analysis Report.....	4-1
Cash Analysis Summary - Graph.....	5-1
Revenue Report.....	6-1
Expenses - Bar Chart.....	7-1
Expense Report.....	8-1
Member Contribution Report.....	9-1
Payroll Batch Report.....	10-1
Quarterly Vendor Check Report.....	11-1



---

## Accountants' Compilation Report

---



August 22, 2017

Barrington Hills Police Pension Fund  
112 Algonquin Road  
Barrington Hills, IL 60010-5102

To Members of the Pension Board:

Management is responsible for the accompanying statement of net position - modified cash basis of the Barrington Hills Police Pension Fund as of July 31, 2017 and the related statement of changes in net position - modified cash basis for the seven months then ended and determining that the modified cash basis of accounting is an acceptable financial reporting framework. We have performed the compilation engagement in accordance with Statements for Standards and Review Services promulgated by the Accounting and Review Services Committee of the American Institute of Certified Public Accountants. We did not audit or review the accompanying financial statements nor were we required to perform any procedures to verify the accuracy or completeness of the information provided by management. Accordingly, we do not express an opinion, a conclusion, nor provide any form of assurance on the financial statements.

The financial statements are prepared in accordance with the modified cash basis of accounting, which is a basis of accounting other than accounting principles generally accepted in the United States of America.

Management has elected to omit substantially all of the disclosures included in financial statements prepared in accordance with the modified cash basis of accounting. If the omitted disclosures were included in the financial statements and other supplementary information, they might influence the user's conclusions about the Pension Fund's assets, liabilities, net position, additions and deductions. Accordingly, these financial statements and other supplementary information are not designed for those who are not informed about such matters.

#### Other Matter

The other supplementary information is presented for purposes of additional analysis and is not a required part of the basic financial statements. This information is the representation of management. The information was subject to our compilation engagement. We have not audited or reviewed the other supplementary information nor were we required to perform any procedures to verify the accuracy or completeness of the information provided by management. Accordingly, we do not express an opinion, a conclusion, nor provide any form of assurance on the other supplementary information.

We are not independent with respect to the Barrington Hills Police Pension Fund.

Cordially,

*Lauterbach & Amen, LLP*

Lauterbach & Amen, LLP



---

## Financial Statements

---

**Barrington Hills Police Pension Fund**  
**Statement of Net Position - Modified Cash Basis**  
**As of July 31, 2017**

**Assets**

Cash and Cash Equivalents	\$ 28,635.89
Investments at Fair Market Value	
Money Market Mutual Funds	147,343.98
Illinois Funds	149,390.76
Fixed Income	5,081,680.45
Mutual Funds	4,427,481.53
Total Cash and Investments	<u>9,834,532.61</u>
Accrued Interest	22,373.60
Due from Municipality	98,610.49
Prepays	<u>2,529.17</u>
<b>Total Assets</b>	<b><u>9,958,045.87</u></b>

**Liabilities**

Expenses Due/Unpaid	<u>13,693.24</u>
<b>Total Liabilities</b>	<b><u>13,693.24</u></b>

<b>Net Position Held in Trust for Pension Benefits</b>	<b><u><u>9,944,352.63</u></u></b>
--	-----------------------------------

**Barrington Hills Police Pension Fund**  
**Statement of Changes in Net Position - Modified Cash Basis**  
**For the Seven Months Ended July 31, 2017**

**Additions**

Contributions - Municipal	\$ 448,821.31
Contributions - Members	94,715.46
Total Contributions	<u>543,536.77</u>
Investment Income	
Interest and Dividends Earned	94,210.19
Net Change in Fair Value	456,377.95
Total Investment Income	<u>550,588.14</u>
Less Investment Expense	(13,437.69)
Net Investment Income	<u>537,150.45</u>
<b>Total Additions</b>	<b><u>1,080,687.22</u></b>

**Deductions**

Administration	20,245.65
Pension Benefits and Refunds	
Pension Benefits	255,716.72
Refunds	0.00
<b>Total Deductions</b>	<b><u>275,962.37</u></b>

**Change in Position** **804,724.85**

**Net Position Held in Trust for Pension Benefits**

Beginning of Year	<u>9,139,627.78</u>
<b>End of Period</b>	<b><u>9,944,352.63</u></b>



---

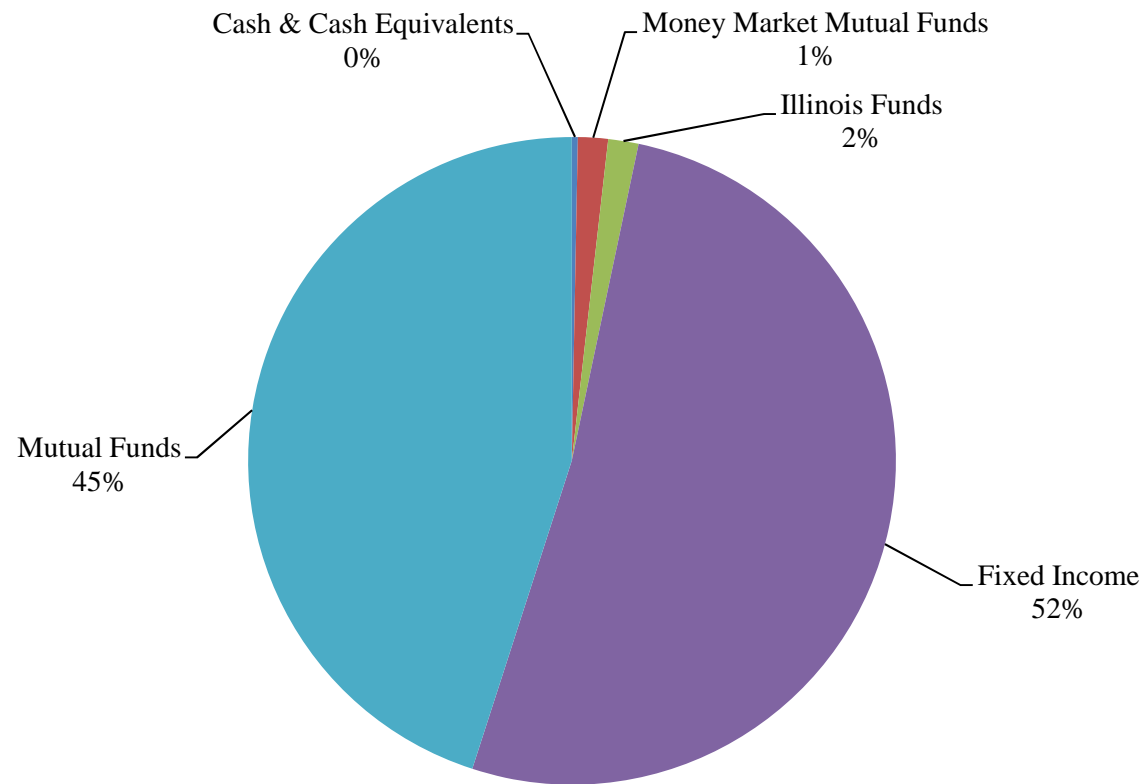
## Other Supplementary Information

---

# Barrington Hills Police Pension Fund

---

## Cash and Investments



# Barrington Hills Police Pension Fund

## Cash Analysis Report

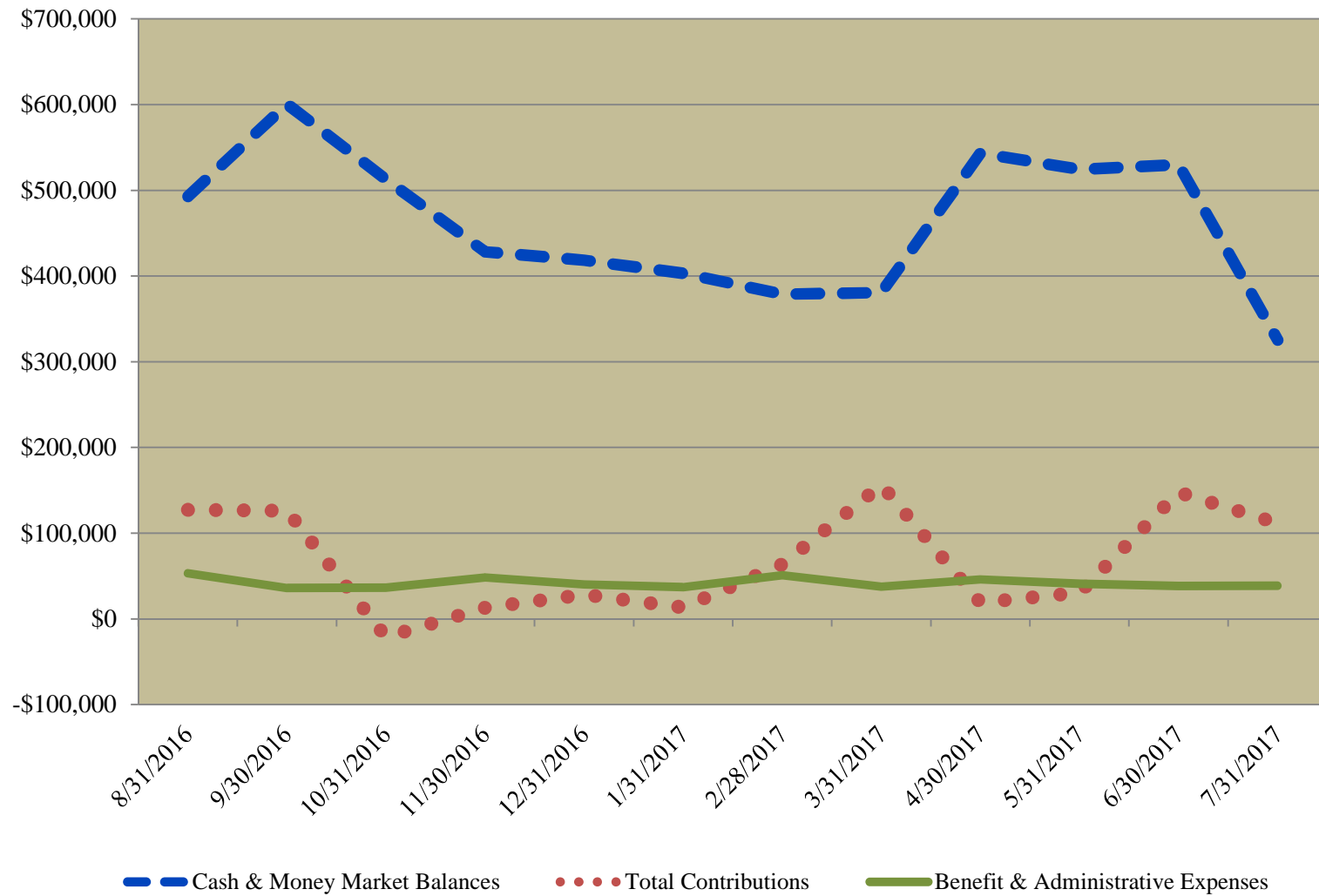
### For the Twelve Periods Ending July 31, 2017

		<u>08/31/16</u>	<u>09/30/16</u>	<u>10/31/16</u>	<u>11/30/16</u>	<u>12/31/16</u>	<u>01/31/17</u>	<u>02/28/17</u>	<u>03/31/17</u>	<u>04/30/17</u>	<u>05/31/17</u>	<u>06/30/17</u>	<u>07/31/17</u>
<b><u>Financial Institutions</u></b>													
Harris Bank - CK	#321-494-7	\$ 22,520	9,575	10,000	10,000	10,000	23,501	30,226	29,403	21,131	18,802	21,763	28,636
		<u>22,520</u>	<u>9,575</u>	<u>10,000</u>	<u>10,000</u>	<u>10,000</u>	<u>23,501</u>	<u>30,226</u>	<u>29,403</u>	<u>21,131</u>	<u>18,802</u>	<u>21,763</u>	<u>28,636</u>
Schwab - MM	#7469-8825	99,896	204,585	136,081	98,488	102,845	109,314	121,049	129,044	130,177	314,027	318,417	28,130
Schwab - MM	#1225-7340	85,975	98,592	99,811	101,258	123,592	125,084	126,599	93,709	93,714	93,723	119,188	119,214
Illinois Funds - MM	#1600005798	170,579	174,857	266,958	218,658	182,181	145,312	101,082	128,741	298,307	98,076	70,707	149,391
Illinois Funds - MM - Reconciling		114,182	113,081	-	-	-	-	-	-	-	-	-	-
		<u>470,632</u>	<u>591,115</u>	<u>502,850</u>	<u>418,404</u>	<u>408,618</u>	<u>379,710</u>	<u>348,730</u>	<u>351,494</u>	<u>522,198</u>	<u>505,826</u>	<u>508,312</u>	<u>296,735</u>
<b>Total</b>		<b><u>493,152</u></b>	<b><u>600,690</u></b>	<b><u>512,850</u></b>	<b><u>428,404</u></b>	<b><u>418,618</u></b>	<b><u>403,211</u></b>	<b><u>378,956</u></b>	<b><u>380,897</u></b>	<b><u>543,329</u></b>	<b><u>524,628</u></b>	<b><u>530,075</u></b>	<b><u>325,371</u></b>
<b><u>Contributions</u></b>													
Current Tax - Village		114,182	113,081	(34,490)	-	12,887	-	50,624	142,688	5,202	17,709	133,988	98,610
Contributions - Current Year		<u>13,098</u>	<u>13,098</u>	<u>13,346</u>	<u>13,098</u>	<u>13,197</u>	<u>13,501</u>	<u>13,451</u>	<u>13,748</u>	<u>13,887</u>	<u>13,202</u>	<u>13,750</u>	<u>13,177</u>
		<u>127,280</u>	<u>126,179</u>	<u>(21,144)</u>	<u>13,098</u>	<u>26,084</u>	<u>13,501</u>	<u>64,075</u>	<u>156,436</u>	<u>19,089</u>	<u>30,911</u>	<u>147,738</u>	<u>111,787</u>
<b><u>Expenses</u></b>													
Pension Benefits		35,566	35,566	35,566	35,566	35,566	36,531	36,531	36,531	36,531	36,531	36,531	36,531
Administration		<u>17,645</u>	<u>425</u>	<u>830</u>	<u>12,821</u>	<u>4,529</u>	<u>425</u>	<u>14,488</u>	<u>1,070</u>	<u>9,481</u>	<u>4,400</u>	<u>1,690</u>	<u>2,130</u>
		<u>53,211</u>	<u>35,991</u>	<u>36,396</u>	<u>48,387</u>	<u>40,095</u>	<u>36,956</u>	<u>51,019</u>	<u>37,601</u>	<u>46,012</u>	<u>40,931</u>	<u>38,221</u>	<u>38,661</u>
<b>Total Contributions less Expenses</b>		<b><u>74,069</u></b>	<b><u>90,188</u></b>	<b><u>(57,540)</u></b>	<b><u>(35,289)</u></b>	<b><u>(14,011)</u></b>	<b><u>(23,455)</u></b>	<b><u>13,056</u></b>	<b><u>118,835</u></b>	<b><u>(26,923)</u></b>	<b><u>(10,020)</u></b>	<b><u>109,517</u></b>	<b><u>73,126</u></b>

See Accountants' Compilation Report

# Barrington Hills Police Pension Fund

## Cash Analysis Summary



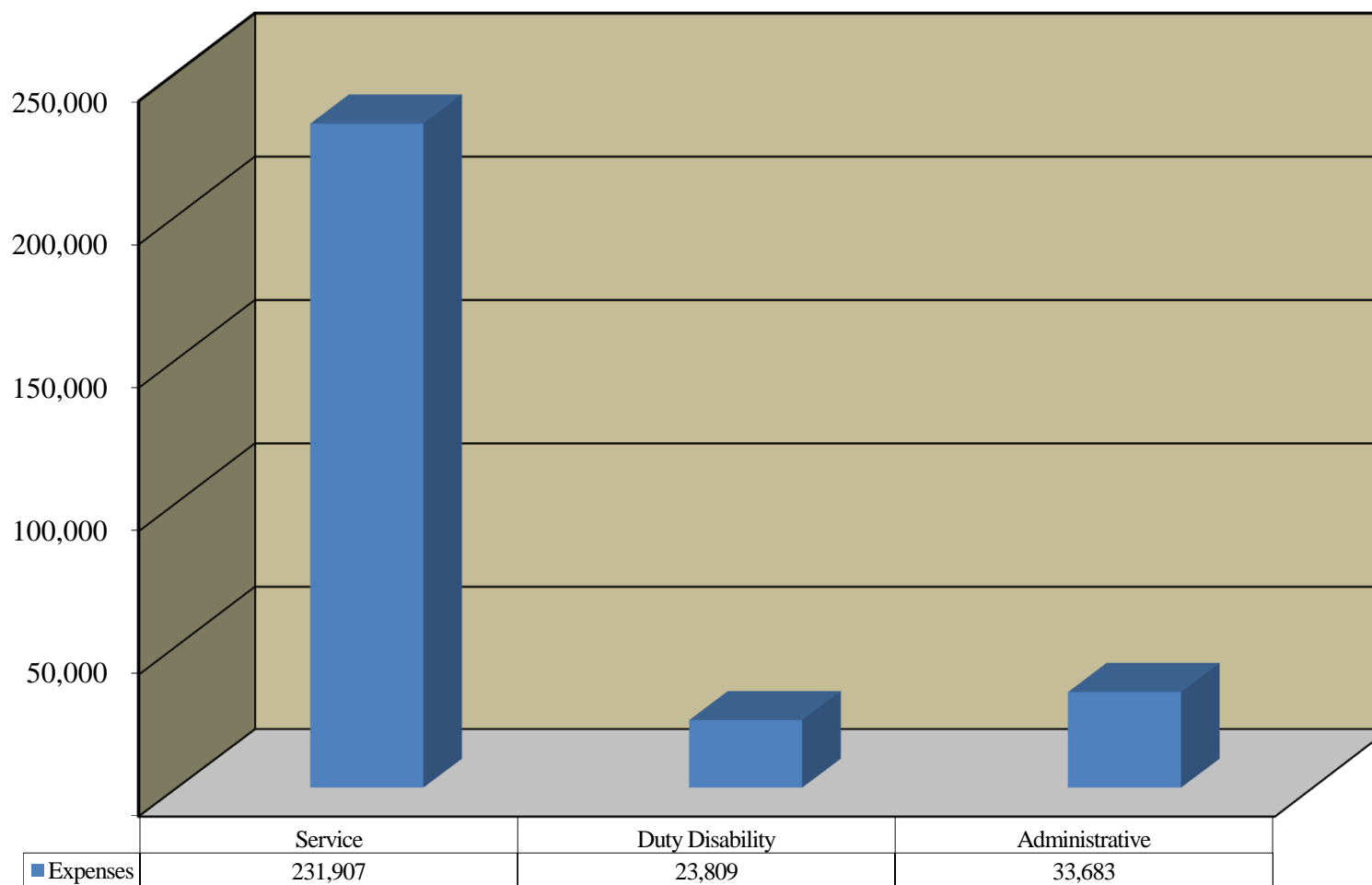
# Barrington Hills Police Pension Fund

## Revenue Report as of July 31, 2017

		<u>Received this Month</u>	<u>Received this Year</u>
<b><u>Contributions</u></b>			
Contributions - Municipal			
41-210-00 - Current Tax - Village		\$ 98,610.49	448,821.31
		<u>98,610.49</u>	<u>448,821.31</u>
Contributions - Members			
41-410-00 - Contributions - Current Year		13,177.24	94,715.46
		<u>13,177.24</u>	<u>94,715.46</u>
<b>Total Contributions</b>		<b><u>111,787.73</u></b>	<b><u>543,536.77</u></b>
<b><u>Investment Income</u></b>			
Interest and Dividends			
43-106-01 - Illinois Funds - Money Market	#1600005798	72.09	626.84
43-252-01 - Schwab - Fixed Income	#7469-8825	8,580.45	49,152.88
43-550-03 - Schwab - Stock Equities	#1225-7340	26.48	45,193.33
		<u>8,679.02</u>	<u>94,973.05</u>
Gains and Losses			
44-252-01 - Schwab - Fixed Income	#7469-8825	14,199.45	56,473.42
44-550-03 - Schwab - Stock Equities	#1225-7340	96,449.41	399,904.53
		<u>110,648.86</u>	<u>456,377.95</u>
Other Income			
45-200-00 - Accrued Interest		143.81	(762.86)
		<u>143.81</u>	<u>(762.86)</u>
<b>Total Investment Income</b>		<b><u>119,471.69</u></b>	<b><u>550,588.14</u></b>
<b>Total Revenue</b>		<b><u>231,259.42</u></b>	<b><u>1,094,124.91</u></b>

# Barrington Hills Police Pension Fund

## Pension Benefits and Expenses



# Barrington Hills Police Pension Fund

## Expense Report as of July 31, 2017

	<b><u>Expended this Month</u></b>	<b><u>Expended this Year</u></b>
<b><u>Pensions and Benefits</u></b>		
51-020-00 - Service Pensions	\$ 33,129.62	231,907.34
51-040-00 - Duty Disability Pensions	3,401.34	23,809.38
<b>Total Pensions and Benefits</b>	<b><u>36,530.96</u></b>	<b><u>255,716.72</u></b>
<b><u>Administrative</u></b>		
Professional Services		
52-170-01 - Actuarial Services	0.00	3,500.00
52-170-03 - Accounting & Bookkeeping Services	2,130.00	5,390.00
52-170-05 - Legal Services	0.00	6,546.07
	<u>2,130.00</u>	<u>15,436.07</u>
Investment		
52-190-01 - Investment Manager/Advisor Fees	0.00	13,437.69
	<u>0.00</u>	<u>13,437.69</u>
Other Expense		
52-290-25 - Conference/Seminar Fees	0.00	2,325.00
52-290-26 - Association Dues	0.00	795.00
52-290-34 - IDOI Filing Fee Expense	0.00	1,689.58
	<u>0.00</u>	<u>4,809.58</u>
<b>Total Administrative</b>	<b><u>2,130.00</u></b>	<b><u>33,683.34</u></b>
<b>Total Expenses</b>	<b><u>38,660.96</u></b>	<b><u>289,400.06</u></b>

**Barrington Hills Police Pension Fund**  
**Member Contribution Report**  
**As of Month Ended July 31, 2017**

<b>Name</b>	<b>Thru Prior Fiscal Year</b>	<b>Current Fiscal Year</b>	<b>Service Purchase</b>	<b>Refunds</b>	<b>Total Contributions</b>
Baird, Brian D.	\$ 104,773.91	5,423.35	0.00	0.00	110,197.26
Borck, Todd M.	122,043.62	6,485.26	0.00	0.00	128,528.88
Caputo, Dominic V.	137,688.34	5,234.24	0.00	0.00	142,922.58
Colditz, Joseph S.	137,628.23	6,846.28	0.00	0.00	144,474.51
Currie, Jason D.	55,804.39	5,472.90	0.00	0.00	61,277.29
Deutschle, Gary A.	84,425.90	5,423.35	0.00	0.00	89,849.25
Hensler, Jeremy J.	89,439.74	5,522.45	0.00	0.00	94,962.19
Johnson, Mark E.	73,986.36	5,522.45	0.00	0.00	79,508.81
Kann, David M.	122,613.55	6,485.26	0.00	0.00	129,098.81
McKinney, Patrick J.	89,676.87	5,522.45	0.00	0.00	95,199.32
Parada, Sabas N.	81,452.63	5,522.45	0.00	0.00	86,975.08
Riedel, Ronald W.	129,788.78	6,510.03	0.00	0.00	136,298.81
Ruffin, Ronald L.	87,662.73	5,522.45	0.00	0.00	93,185.18
Semelsberger, Richard W.	161,398.08	7,646.34	0.00	0.00	169,044.42
Stokes, Erik E.	117,557.61	2,469.67	0.00	0.00	120,027.28
Thomas, Austin A.	0.00	414.29	0.00	0.00	414.29
Underwood, Curt A.	138,915.67	6,691.86	0.00	0.00	145,607.53
Walega, Dennis C	0.00	2,000.38	0.00	0.00	2,000.38
<b>Totals</b>	<b>1,734,856.41</b>	<b>94,715.46</b>	<b>0.00</b>	<b>0.00</b>	<b>1,829,571.87</b>

Batches 26127

Barrington Hills Police Pension Fund

## Multiple Batch Report

Check Date 7/31/2017

SSN	Family ID	Employee Name Alt Payee Name	ACH	Check #	Net Amount	Member Gross	Federal Tax
<u>Duty Disability</u>							
***-**-1358							
	100511	Fernandez, Alexander	<input checked="" type="checkbox"/>	0	\$3,401.34	\$3,401.34	\$0.00
		***-**-1358 Subtotal:			\$3,401.34	\$3,401.34	\$0.00
		Duty Disability Subtotal:			\$3,401.34	\$3,401.34	\$0.00
<u>Service</u>							
***-**-1074							
	100513	Gallagher, Michael B.	<input checked="" type="checkbox"/>	0	\$4,938.27	\$5,944.04	\$1,005.77
		***-**-1074 Subtotal:			\$4,938.27	\$5,944.04	\$1,005.77
***-**-2873							
	103734	Hammelmann, Gary A.	<input checked="" type="checkbox"/>	0	\$5,396.57	\$6,130.28	\$733.71
		***-**-2873 Subtotal:			\$5,396.57	\$6,130.28	\$733.71
***-**-1667							
	103733	Murphy, Michael N.	<input checked="" type="checkbox"/>	0	\$6,871.00	\$8,656.22	\$1,785.22
		***-**-1667 Subtotal:			\$6,871.00	\$8,656.22	\$1,785.22
***-**-6816							
	100512	Prinner, Terry L.	<input checked="" type="checkbox"/>	0	\$4,541.24	\$5,517.62	\$976.38
		***-**-6816 Subtotal:			\$4,541.24	\$5,517.62	\$976.38
***-**-0193							
	100510	Schuld, Alfred W.	<input checked="" type="checkbox"/>	0	\$5,935.07	\$6,881.46	\$946.39
		***-**-0193 Subtotal:			\$5,935.07	\$6,881.46	\$946.39

See Accountants' Compilation Report

Batches 26127

Barrington Hills Police Pension Fund

Multiple Batch Report

Check Date 7/31/2017

SSN	Family ID	Employee Name Alt Payee Name	ACH	Check #	Net Amount	Member Gross	Federal Tax
Service Subtotal:					\$27,682.15	\$33,129.62	\$5,447.47

Totals

ACH Flag	Payments	Net Payment Total	Gross	Federal Tax
Yes	6	\$31,083.49	\$36,530.96	\$5,447.47
No	0	\$0.00	\$0.00	\$0.00
Grand Total	6	\$31,083.49	\$36,530.96	\$5,447.47

# Barrington Hills Police Pension Fund

## Quarterly Vendor Check Report

All Bank Accounts  
May 1, 2017 - July 31, 2017

<b>Date</b>	<b>Check Number</b>	<b>Vendor Name</b>	<b>Invoice Amount</b>	<b>Check Amount</b>
05/30/17	30110	<b>Lauterbach &amp; Amen, LLP</b>		
		52-170-03 #21794 04/17 Accounting & Benefits	440.00	
		52-170-01 #22111 FYE17 Actuarial	1,750.00	
		52-170-01 #22111 FYE16 GASB 67/68	1,750.00	
		52-170-03 #21660 FYE16 Workpapers	460.00	
		<b>ACH Amount (Direct Deposit)</b>		<u>4,400.00</u>
05/31/17	30109	<b>Internal Revenue Service</b>		
		20-230-00 Internal Revenue Service	5,447.47	
		<b>ACH Amount (Direct Deposit)</b>		<u>5,447.47</u>
06/23/17	30112	<b>Illinois State Treasurer</b>		
		52-290-34 FYE18 DOI Fee G10706	1,689.58	
		<b>Check Amount</b>		<u>1,689.58</u>
06/30/17	30111	<b>Internal Revenue Service</b>		
		20-230-00 Internal Revenue Service	5,447.47	
		<b>ACH Amount (Direct Deposit)</b>		<u>5,447.47</u>
07/10/17	30113	<b>Lauterbach &amp; Amen, LLP</b>		
		52-170-03 #22234 05/17 Accounting & Benefits	440.00	
		<b>ACH Amount (Direct Deposit)</b>		<u>440.00</u>
07/28/17	30115	<b>Lauterbach &amp; Amen, LLP</b>		
		52-170-03 #22539 FYE16 IDOI	1,250.00	
		52-170-03 #22747 06/17 Accounting & Benefits	440.00	
		<b>ACH Amount (Direct Deposit)</b>		<u>1,690.00</u>
07/31/17	30114	<b>Internal Revenue Service</b>		
		20-230-00 Internal Revenue Service	5,447.47	
		<b>ACH Amount (Direct Deposit)</b>		<u>5,447.47</u>
		<b>Total Payments</b>		<u><u>24,561.99</u></u>

# Performance Summary

## Net of Fees

**Date Range**  
7/1/2017 - 7/31/2017

**Client Name**  
Barrington Hills Police  
Pension Fund

**Account Name**  
Aggregated Accounts

**Account Number**

**Currency**  
USD

### Portfolio Summary

Beginning Market Value	9,607,957.10
Beginning Accrued Interest	21,944.30
Additions	110,968.41
Withdrawals	-32,356.68
Period Realized Gains/Losses <sup>3</sup>	0.00
Period Unrealized Gains/Losses <sup>2</sup>	112,426.64
Interest Income	6,901.40
Dividend Income	0.00
Management Fees	0.00
Ending Market Value	9,805,896.87
Ending Accrued Interest	22,296.97
Total Gain after Management Fees	119,680.71
Time Weighted Return %	1.24
Benchmark Return %	1.08
Average Annualized Return %	-
Annualized Benchmark Return %	-

Total Portfolio	1 Mo	3 Mo	YTD	1 Yr	3 Yr	5 Yr
Time Weighted Return % <sup>1</sup>	1.24	2.40	6.01	5.94	4.54	5.15
40% S&P 500 55% BC Inter. Gov. Credit & 5% TBills % <sup>1</sup>	1.08	2.09	5.79	6.21	5.60	6.79
+/- Benchmark %	0.16	0.31	0.22	-0.27	-1.07	-1.64

1. Returns are annualized for periods greater than 1 year.

2. Period Unrealized Gains/Losses--Unrealized Gains/Losses of all securities held in account(s) based on market values at the end of the day before the first date of the report. For purchases made during the report period, the unrealized gain/loss is based on cost basis of those purchases.

3. Period Realized Gains/Losses--Realized Gains/Losses generated by all closing positions during the report period based on market value at the end of the day before the first date of the report. For purchases made during the report period, the realized gain/loss is based on cost basis of those purchases.

# Barrington Hills Police Pension Fund: Aggregated Accounts

## Portfolio Current Value

by Security Type

				Date 7/31/2017	Account Number	Report Currency USD		
Security Name	Symbol	Units	Unit Cost	Total Cost	Price	Market Value	Percent Asset	Current Yield
<b>Cash</b>		-	-	<b>147,343.98</b>	-	<b>147,343.98</b>	<b>1.50</b>	<b>0.00</b>
Sweep Account		147,343.980	1.00	147,343.98	1.00	147,343.98	1.50	-
<b>Exchange-Traded Fund</b>		-	-	<b>4,265,065.46</b>	-	<b>4,427,481.53</b>	<b>45.05</b>	<b>1.95</b>
Consumer Discret Sel Sect SPDR® ETF	XLY	4,141.000	86.50	358,196.48	91.36	378,321.76	3.85	1.45
Consumer Staples Select Sector SPDR® ETF	XLP	5,410.000	54.93	297,164.89	55.32	299,281.20	3.05	2.60
Energy Select Sector SPDR® ETF	XLE	4,359.000	71.64	312,261.04	66.62	290,396.58	2.95	2.52
Financial Select Sector SPDR® ETF	XLF	30,471.000	24.76	754,466.91	25.09	764,517.39	7.78	1.52
Health Care Select Sector SPDR® ETF	XLV	5,979.000	75.34	450,462.81	79.89	477,662.31	4.86	1.46
Industrial Select Sector SPDR® ETF	XLI	5,364.000	66.04	354,240.29	68.31	366,414.84	3.73	1.93
iShares MSCI EAFE ETF	EFA	5,355.000	63.79	341,616.17	66.93	358,410.15	3.65	2.48
iShares MSCI Emerging Markets ETF	EEM	2,824.000	37.57	106,102.41	43.80	123,691.20	1.26	1.34
Materials Select Sector SPDR® ETF	XLB	1,246.000	52.09	64,908.47	54.64	68,081.44	0.69	1.82
SPDR® S&P Telecom ETF	XTL	407.000	70.10	28,531.58	71.86	29,247.02	0.30	1.25
Technology Select Sector SPDR® ETF	XLK	15,225.000	52.84	804,493.95	57.16	870,261.00	8.85	1.47
Utilities Select Sector SPDR® ETF	XLU	3,992.000	51.58	205,911.51	53.22	212,454.24	2.16	3.20
Vanguard REIT ETF	VNQ	2,240.000	83.35	186,708.95	84.26	188,742.40	1.92	4.38
<b>Fixed Income</b>		-	-	<b>5,076,773.29</b>	-	<b>5,103,977.57</b>	<b>51.93</b>	<b>1.64</b>
3M CO 2% DUE 06/26/22	88579YAF8	200,000.000	97.03	194,054.60	99.49	198,979.40	2.03	2.01
Accrued Interest						388.89		
APPLE INC 2.4% DUE 05/03/23	037833AK6	200,000.000	95.33	190,665.20	100.09	200,186.00	2.05	2.40

## Barrington Hills Police Pension Fund: Aggregated Accounts

### Portfolio Current Value

by Security Type

				Date 7/31/2017	Account Number	Report Currency USD		
Security Name	Symbol	Units	Unit Cost	Total Cost	Price	Market Value	Percent Asset	Current Yield
Accrued Interest						1,186.67		
CHEVRON CORP 2.355% DUE 12/05/22	166764AB6	200,000.000	97.15	194,291.39	99.92	199,847.00	2.04	2.36
Accrued Interest						601.83		
FED HOME LN BK 1.875% DUE 03/13/20	313378J77	500,000.000	97.62	488,118.00	100.89	504,464.50	5.17	1.86
Accrued Interest						3,645.83		
FHLB 1.125% DUE 07/14/21	3130A8QS5	1,150,000.000	99.63	1,145,753.50	97.75	1,124,158.35	11.44	1.15
Accrued Interest						610.94		
FHLB 1.375% DUE 02/18/21	3130A7CV5	800,000.000	99.56	796,447.00	98.97	791,756.80	8.11	1.39
Accrued Interest						4,980.56		
FNMA 1.625% DUE 11/27/18	3135G0YT4	500,000.000	100.63	503,165.50	100.37	501,851.00	5.12	1.62
Accrued Interest						1,444.44		
MICROSOFT CORP 2.375% DUE 05/01/23	594918AT1	200,000.000	98.41	196,818.19	100.07	200,132.40	2.05	2.37
Accrued Interest						1,187.50		
ORACLE CORP 2.4% DUE 09/15/23	68389XBL8	200,000.000	100.75	201,499.40	99.42	198,843.80	2.04	2.41
Accrued Interest						1,813.33		
TENNESSEE VALLEY 1.875% DUE 08/15/22	880591EN8	665,000.000	100.69	669,600.51	99.92	664,448.05	6.82	1.88
Accrued Interest						5,749.48		
US TREASU NT 1.375%01/21 UST NOTE DUE 01/31/21	912828N89	300,000.000	99.03	297,090.00	99.16	297,468.90	3.03	1.39
WAL-MART STORES 1.125% DUE 04/11/18	931142DF7	200,000.000	99.64	199,270.00	99.77	199,544.40	2.04	1.13
Accrued Interest						687.50		
<b>Money Market Fund</b>		-	-	<b>152,380.76</b>	-	<b>149,390.76</b>	<b>1.52</b>	<b>0.00</b>

## Barrington Hills Police Pension Fund: Aggregated Accounts

### Portfolio Current Value

by Security Type

					Date 7/31/2017	Account Number	Report Currency USD	
Security Name	Symbol	Units	Unit Cost	Total Cost	Price	Market Value	Percent Asset	Current Yield
Illinois Funds Money Fund	IPTIP	149,390.760	1.02	152,380.76	1.00	149,390.76	1.52	-
<b>Total Portfolio</b>		<b>-</b>	<b>-</b>	<b>9,641,563.49</b>	<b>-</b>	<b>9,828,193.84</b>	<b>100.00</b>	<b>1.78</b>

# Performance Summary

## Net of Fees

**Date Range**  
7/1/2017 - 7/31/2017

**Client Name**  
Barrington Hills Police  
Pension Fund

**Account Name**  
Barrington Hills FI

**Account Number**  
74698825

**Currency**  
USD

### Portfolio Summary

Beginning Market Value	5,087,030.52
Beginning Accrued Interest	21,944.30
Additions	0.00
Withdrawals	0.00
Period Realized Gains/Losses <sup>3</sup>	0.00
Period Unrealized Gains/Losses <sup>2</sup>	15,977.23
Interest Income	6,802.83
Dividend Income	0.00
Management Fees	0.00
Ending Market Value	5,109,810.58
Ending Accrued Interest	22,296.97
Total Gain after Management Fees	23,132.73
Time Weighted Return %	0.45
Benchmark Return %	0.46
Average Annualized Return %	-
Annualized Benchmark Return %	-

Total Portfolio	1 Mo	3 Mo	YTD	1 Yr	3 Yr	5 Yr
Time Weighted Return % <sup>1</sup>	0.45	0.72	2.14	-0.24	1.92	1.27
BBgBarc US Govt/Credit Interm TR USD % <sup>1</sup>	0.46	0.78	2.20	-0.03	2.15	1.67
+/- Benchmark %	-0.01	-0.06	-0.06	-0.20	-0.23	-0.40
BBgBarc US Agency Interm TR USD % <sup>1</sup>	0.27	0.47	1.32	0.19	1.52	1.10
+/- Benchmark %	0.19	0.25	0.82	-0.43	0.40	0.17
BBgBarc US Agg Interm TR USD % <sup>1</sup>	0.46	0.75	2.08	0.03	2.29	1.78
+/- Benchmark %	-0.01	-0.03	0.06	-0.27	-0.37	-0.51

1. Returns are annualized for periods greater than 1 year.

2. Period Unrealized Gains/Losses--Unrealized Gains/Losses of all securities held in account(s) based on market values at the end of the day before the first date of the report. For purchases made during the report period, the unrealized gain/loss is based on cost basis of those purchases.

3. Period Realized Gains/Losses--Realized Gains/Losses generated by all closing positions during the report period based on market value at the end of the day before the first date of the report. For purchases made during the report period, the realized gain/loss is based on cost basis of those purchases.

# Barrington Hills Police Pension Fund: Barrington Hills FI

## Portfolio Current Value

by Security Type

Date  
7/31/2017Account Number  
74698825Report Currency  
USD

Security Name	Symbol	Units	Unit Cost	Total Cost	Price	Market Value	Percent Asset	Current Yield
<b>Cash</b>		-	-	<b>28,129.98</b>	-	<b>28,129.98</b>	<b>0.55</b>	<b>0.00</b>
Sweep Account		28,129.980	1.00	28,129.98	1.00	28,129.98	0.55	-
<b>Fixed Income</b>		-	-	<b>5,076,773.29</b>	-	<b>5,103,977.57</b>	<b>99.45</b>	<b>1.64</b>
3M CO 2% DUE 06/26/22	88579YAF8	200,000.000	97.03	194,054.60	99.49	198,979.40	3.88	2.01
Accrued Interest						388.89		
APPLE INC 2.4% DUE 05/03/23	037833AK6	200,000.000	95.33	190,665.20	100.09	200,186.00	3.92	2.40
Accrued Interest						1,186.67		
CHEVRON CORP 2.355% DUE 12/05/22	166764AB6	200,000.000	97.15	194,291.39	99.92	199,847.00	3.91	2.36
Accrued Interest						601.83		
FED HOME LN BK 1.875% DUE 03/13/20	313378J77	500,000.000	97.62	488,118.00	100.89	504,464.50	9.90	1.86
Accrued Interest						3,645.83		
FHLB 1.125% DUE 07/14/21	3130A8QS5	1,150,000.000	99.63	1,145,753.50	97.75	1,124,158.35	21.92	1.15
Accrued Interest						610.94		
FHLB 1.375% DUE 02/18/21	3130A7CV5	800,000.000	99.56	796,447.00	98.97	791,756.80	15.52	1.39
Accrued Interest						4,980.56		
FNMA 1.625% DUE 11/27/18	3135G0YT4	500,000.000	100.63	503,165.50	100.37	501,851.00	9.81	1.62
Accrued Interest						1,444.44		
MICROSOFT CORP 2.375% DUE 05/01/23	594918AT1	200,000.000	98.41	196,818.19	100.07	200,132.40	3.92	2.37
Accrued Interest						1,187.50		
ORACLE CORP 2.4% DUE 09/15/23	68389XBL8	200,000.000	100.75	201,499.40	99.42	198,843.80	3.91	2.41
Accrued Interest						1,813.33		

## Barrington Hills Police Pension Fund: Barrington Hills FI

### Portfolio Current Value

by Security Type

				Date	Account Number	Report Currency		
				7/31/2017	74698825	USD		
Security Name	Symbol	Units	Unit Cost	Total Cost	Price	Market Value	Percent Asset	Current Yield
TENNESSEE VALLEY 1.875% DUE 08/15/22	880591EN8	665,000.000	100.69	669,600.51	99.92	664,448.05	13.06	1.88
Accrued Interest						5,749.48		
US TREASU NT 1.375%01/21 UST NOTE DUE 01/31/21	912828N89	300,000.000	99.03	297,090.00	99.16	297,468.90	5.80	1.39
WAL-MART STORES 1.125% DUE 04/11/18	931142DF7	200,000.000	99.64	199,270.00	99.77	199,544.40	3.90	1.13
Accrued Interest						687.50		
<b>Total Portfolio</b>		-	-	<b>5,104,903.27</b>	-	<b>5,132,107.55</b>	<b>100.00</b>	<b>1.64</b>

# Performance Summary

## Net of Fees

**Date Range**  
7/1/2017 - 7/31/2017

**Client Name**  
Barrington Hills Police  
Pension Fund

**Account Name**  
BHPD Global Equity

**Account Number**  
12257340

**Currency**  
USD

### Portfolio Summary

Beginning Market Value	4,450,219.64
Beginning Accrued Interest	0.00
Additions	0.00
Withdrawals	0.00
Period Realized Gains/Losses <sup>3</sup>	0.00
Period Unrealized Gains/Losses <sup>2</sup>	96,449.41
Interest Income	26.48
Dividend Income	0.00
Management Fees	0.00
Ending Market Value	4,546,695.53
Ending Accrued Interest	0.00
Total Gain after Management Fees	96,475.89
Time Weighted Return %	2.17
Benchmark Return %	2.14
Average Annualized Return %	-
Annualized Benchmark Return %	-

Total Portfolio	1 Mo	3 Mo	YTD	1 Yr	3 Yr	5 Yr
Time Weighted Return % <sup>1</sup>	2.17	4.41	10.85	13.92	7.79	12.39
PF Global Equity Custom % <sup>1</sup>	2.14	4.37	11.29	14.91	7.24	12.46
+/- Benchmark %	0.03	0.04	-0.44	-0.98	0.55	-0.07
65% R3K & 35% EAFE % <sup>1</sup>	2.24	4.78	13.12	16.79	7.82	12.83
+/- Benchmark %	-0.07	-0.36	-2.26	-2.87	-0.03	-0.43
S&P 500 TR USD % <sup>1</sup>	2.06	4.14	11.59	16.04	10.87	14.78
+/- Benchmark %	0.11	0.27	-0.74	-2.12	-3.08	-2.39

1. Returns are annualized for periods greater than 1 year.

2. Period Unrealized Gains/Losses--Unrealized Gains/Losses of all securities held in account(s) based on market values at the end of the day before the first date of the report. For purchases made during the report period, the unrealized gain/loss is based on cost basis of those purchases.

3. Period Realized Gains/Losses--Realized Gains/Losses generated by all closing positions during the report period based on market value at the end of the day before the first date of the report. For purchases made during the report period, the realized gain/loss is based on cost basis of those purchases.

# Barrington Hills Police Pension Fund: BHPD Global Equity

## Portfolio Current Value

by Security Type

Date  
7/31/2017Account Number  
12257340Report Currency  
USD

Security Name	Symbol	Units	Unit Cost	Total Cost	Price	Market Value	Percent Asset	Current Yield
<b>Cash</b>		-	-	<b>119,214.00</b>	-	<b>119,214.00</b>	<b>2.62</b>	<b>0.00</b>
Sweep Account		119,214.000	1.00	119,214.00	1.00	119,214.00	2.62	-
<b>Exchange-Traded Fund</b>		-	-	<b>4,265,065.46</b>	-	<b>4,427,481.53</b>	<b>97.38</b>	<b>1.95</b>
Consumer Discret Sel Sect SPDR® ETF	XLY	4,141.000	86.50	358,196.48	91.36	378,321.76	8.32	1.45
Consumer Staples Select Sector SPDR® ETF	XLP	5,410.000	54.93	297,164.89	55.32	299,281.20	6.58	2.60
Energy Select Sector SPDR® ETF	XLE	4,359.000	71.64	312,261.04	66.62	290,396.58	6.39	2.52
Financial Select Sector SPDR® ETF	XLF	30,471.000	24.76	754,466.91	25.09	764,517.39	16.81	1.52
Health Care Select Sector SPDR® ETF	XLV	5,979.000	75.34	450,462.81	79.89	477,662.31	10.51	1.46
Industrial Select Sector SPDR® ETF	XLI	5,364.000	66.04	354,240.29	68.31	366,414.84	8.06	1.93
iShares MSCI EAFE ETF	EFA	5,355.000	63.79	341,616.17	66.93	358,410.15	7.88	2.48
iShares MSCI Emerging Markets ETF	EEM	2,824.000	37.57	106,102.41	43.80	123,691.20	2.72	1.34
Materials Select Sector SPDR® ETF	XLB	1,246.000	52.09	64,908.47	54.64	68,081.44	1.50	1.82
SPDR® S&P Telecom ETF	XTL	407.000	70.10	28,531.58	71.86	29,247.02	0.64	1.25
Technology Select Sector SPDR® ETF	XLK	15,225.000	52.84	804,493.95	57.16	870,261.00	19.14	1.47
Utilities Select Sector SPDR® ETF	XLU	3,992.000	51.58	205,911.51	53.22	212,454.24	4.67	3.20
Vanguard REIT ETF	VNQ	2,240.000	83.35	186,708.95	84.26	188,742.40	4.15	4.38
<b>Total Portfolio</b>		-	-	<b>4,384,279.46</b>	-	<b>4,546,695.53</b>	<b>100.00</b>	<b>1.95</b>

# Performance Summary

## Net of Fees

**Date Range**  
7/1/2017 - 7/31/2017

**Client Name**  
Barrington Hills Police  
Pension Fund

**Account Name**  
Board Liquidity

**Account Number**

**Currency**  
USD

### Portfolio Summary

Beginning Market Value	70,706.94
Beginning Accrued Interest	0.00
Additions	110,968.41
Withdrawals	-32,356.68
Period Realized Gains/Losses <sup>3</sup>	0.00
Period Unrealized Gains/Losses <sup>2</sup>	0.00
Interest Income	72.09
Dividend Income	0.00
Management Fees	0.00
Ending Market Value	149,390.76
Ending Accrued Interest	0.00
Total Gain after Management Fees	72.09
Time Weighted Return %	0.05
Benchmark Return %	0.08
Average Annualized Return %	-
Annualized Benchmark Return %	-

Total Portfolio	1 Mo	3 Mo	YTD	1 Yr	3 Yr	5 Yr
Time Weighted Return % <sup>1</sup>	0.05	0.17	0.36	0.53	0.25	0.17
Citi Treasury Bill 3 Mon USD % <sup>1</sup>	0.08	0.21	0.38	0.51	0.23	0.16
+/- Benchmark %	-0.03	-0.04	-0.02	0.01	0.02	0.01

1. Returns are annualized for periods greater than 1 year.

2. Period Unrealized Gains/Losses--Unrealized Gains/Losses of all securities held in account(s) based on market values at the end of the day before the first date of the report. For purchases made during the report period, the unrealized gain/loss is based on cost basis of those purchases.

3. Period Realized Gains/Losses--Realized Gains/Losses generated by all closing positions during the report period based on market value at the end of the day before the first date of the report. For purchases made during the report period, the realized gain/loss is based on cost basis of those purchases.

## Barrington Hills Police Pension Fund: Board Liquidity

### Portfolio Current Value

by Security Type

Date  
7/31/2017

Account Number

Report Currency  
USD

Security Name	Symbol	Units	Unit Cost	Total Cost	Price	Market Value	Percent Asset	Current Yield
<b>Money Market Fund</b>		-	-	<b>152,380.76</b>	-	<b>149,390.76</b>	<b>100.00</b>	<b>0.00</b>
Illinois Funds Money Fund	IPTIP	149,390.760	1.02	152,380.76	1.00	149,390.76	100.00	-
<b>Total Portfolio</b>		-	-	<b>152,380.76</b>	-	<b>149,390.76</b>	<b>100.00</b>	<b>0.00</b>