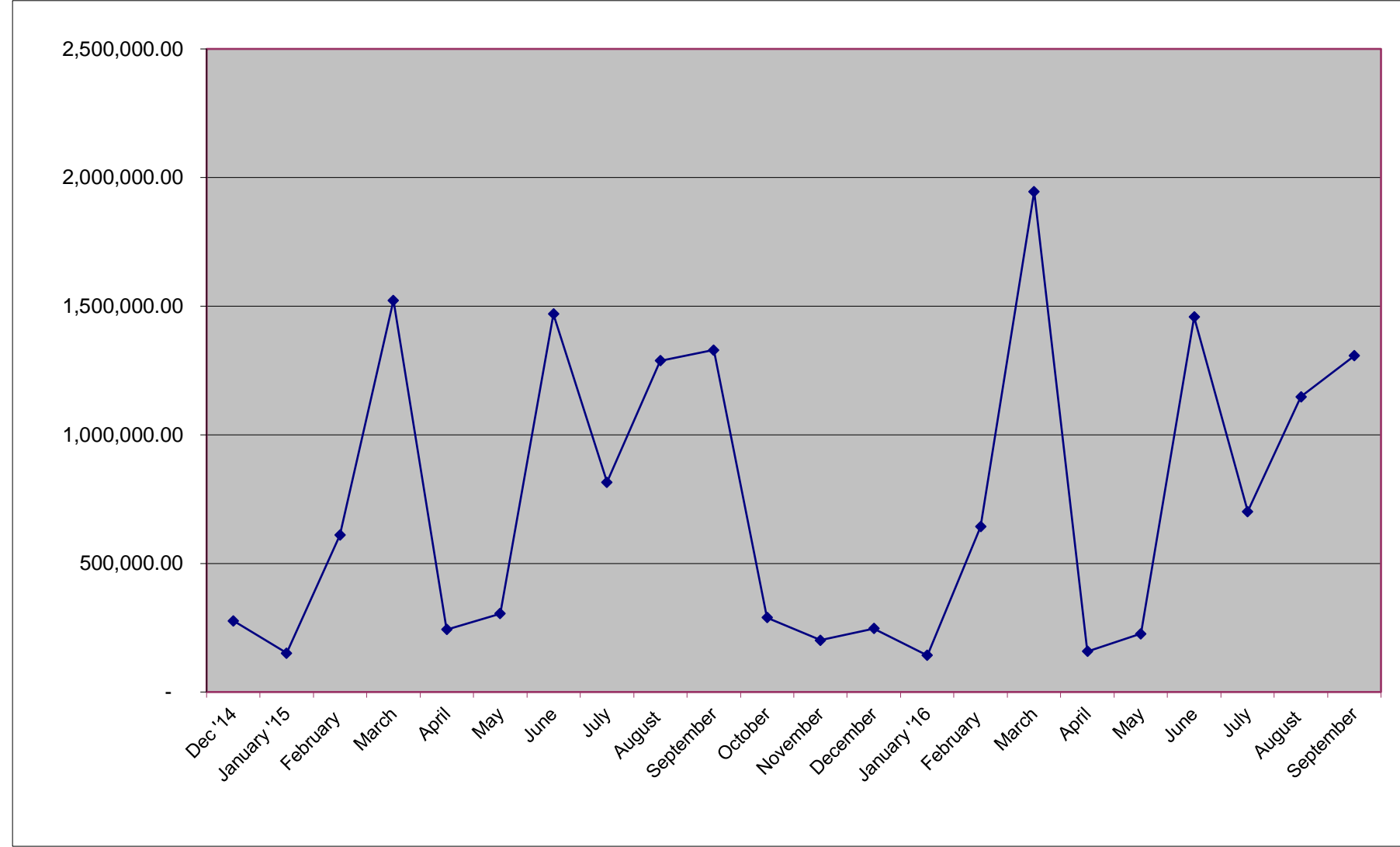


VILLAGE OF BARRINGTON HILLS
Monthly Balances for the 24 Month Period Ending
October 31, 2016

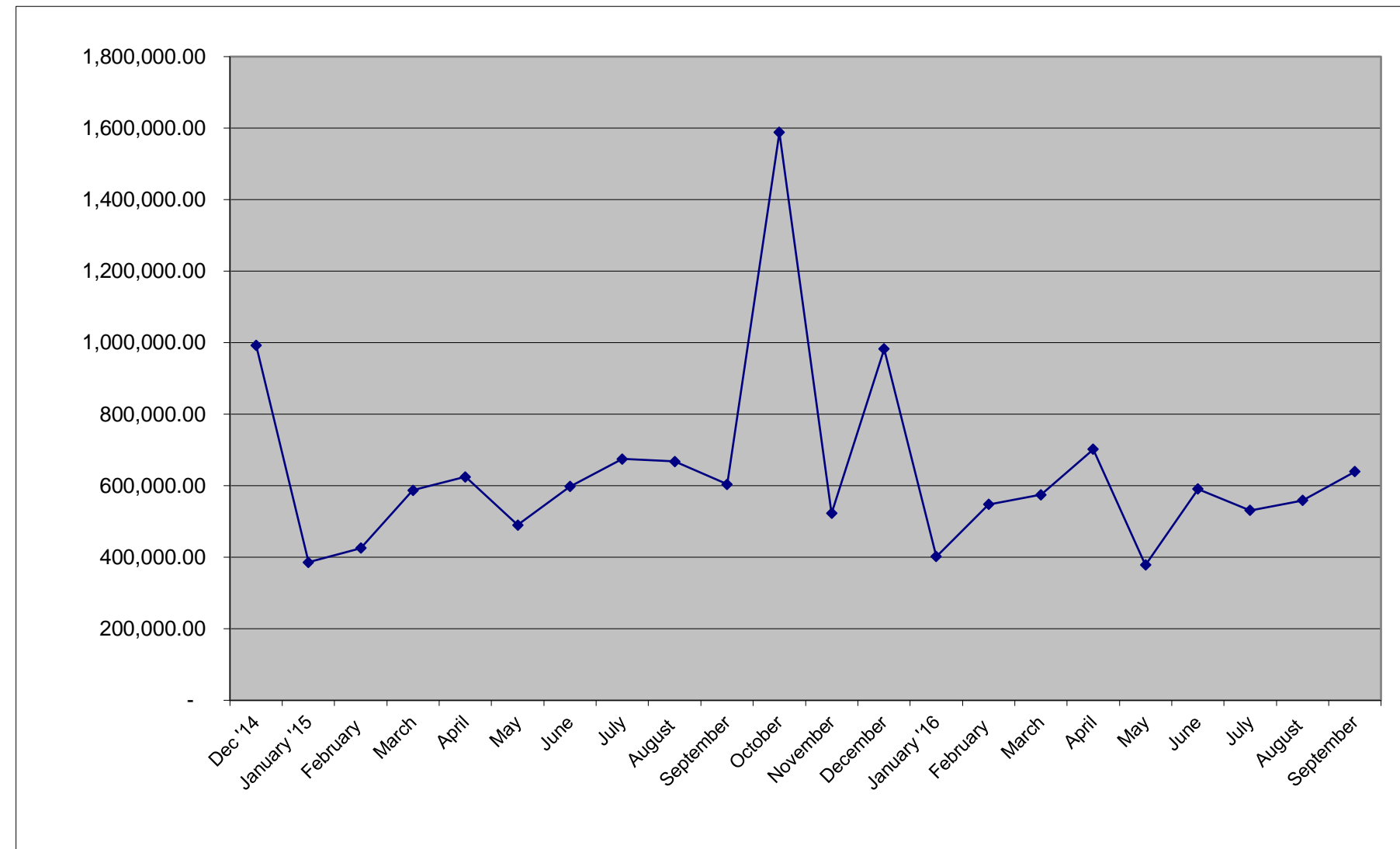
Revenues:

Dec '14	276,853.91
January '15	151,054.18
February	610,302.52
March	1,522,427.34
April	242,873.77
May	305,002.22
June	1,469,805.19
July	816,114.24
August	1,287,752.05
September	1,329,876.07
October	289,056.76
November	201,186.83
December	247,074.00
January '16	142,069.32
February	642,862.91
March	1,945,850.64
April	157,699.90
May	226,564.49
June	1,458,345.85
July	701,569.05
August	1,147,858.12
September	1,306,983.27
October	-191,387.13
November	226,825.61



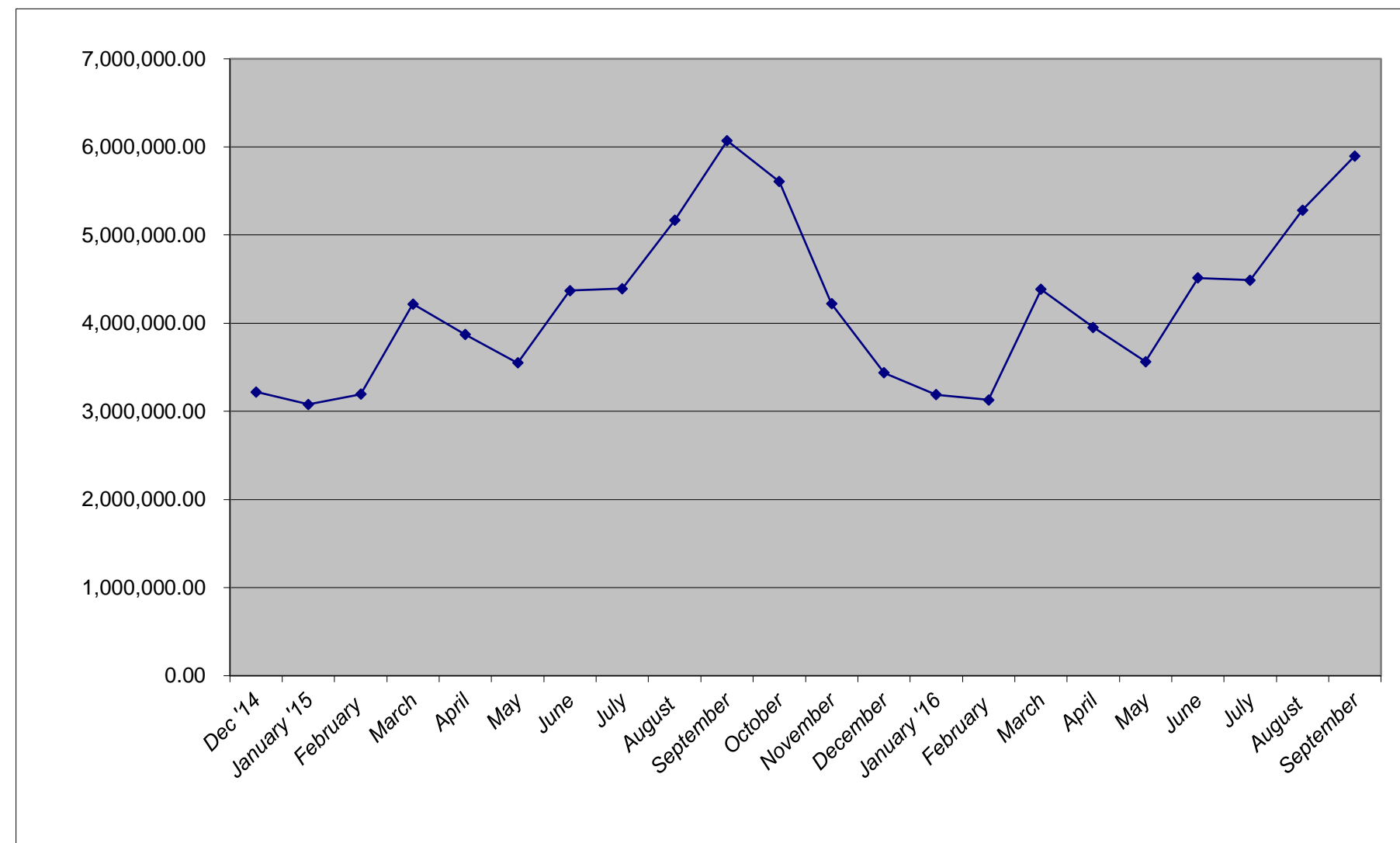
Expenditures:

Dec '14	992,809.31
January '15	385,630.27
February	425,520.78
March	587,040.87
April	624,872.41
May	490,205.31
June	597,570.76
July	675,025.85
August	667,712.75
September	603,930.38
October	1,587,756.16
November	522,684.62
December	982,633.12
January '16	402,028.78
February	547,496.06
March	574,940.52
April	701,873.30
May	378,099.20
June	590,630.26
July	531,084.92
August	558,682.16
September	639,657.30
October	464,031.12
November	435,763.22



Cash:

Dec '14	3,219,223.07
January '15	3,079,942.07
February	3,193,311.09
March	4,217,530.11
April	3,871,826.06
May	3,548,816.66
June	4,370,189.82
July	4,392,071.85
August	5,168,885.89
September	6,070,849.41
October	5,606,594.85
November	4,219,481.93
December	3,436,852.58
January '16	3,188,786.35
February	3,131,191.64
March	4,385,443.36
April	3,953,454.13
May	3,562,941.07
June	4,513,960.92
July	4,489,425.28
August	5,282,889.40
September	5,898,859.24
October	5,363,800.15
November	5,346,532.98



12-Month Average Cash	\$ 4,379,511
------------------------------	---------------------