

## **Police Pension Board Report 2.2**

-Pension Report 2.2

-Investment Report 2.2a

# Barrington Hills Police Pension Fund

---

Monthly Financial Report

For the Month Ended

September 30, 2016

---

Prepared By



Lauterbach & Amen, LLP

CERTIFIED PUBLIC ACCOUNTANTS

# Barrington Hills Police Pension Fund

## Table of Contents

	Starting on Page
Accountants' Compilation Report.....	1-1
Financial Statements	
Statement of Net Position - Modified Cash Basis.....	2-1
Statement of Changes in Net Position - Modified Cash Basis.....	2-2
Other Supplementary Information	
Cash & Investments - Pie Chart.....	3-1
Cash Analysis Report.....	4-1
Cash Analysis Summary - Graph.....	5-1
Revenue Report.....	6-1
Expenses - Bar Chart.....	7-1
Expense Report.....	8-1
Member Contribution Report.....	9-1
Payroll Batch Report.....	10-1
Quarterly Vendor Check Report.....	11-1



---

## Accountants' Compilation Report

---



October 20, 2016

Barrington Hills Police Pension Fund  
112 Algonquin Road  
Barrington Hills, IL 60010-5102

To Members of the Pension Board:

Management is responsible for the accompanying statement of net position - modified cash basis of the Barrington Hills Police Pension Fund as of September 30, 2016 and the related statement of changes in net position - modified cash basis for the nine months then ended and determining that the modified cash basis of accounting is an acceptable financial reporting framework. We have performed the compilation engagement in accordance with Statements for Standards and Review Services promulgated by the Accounting and Review Services Committee of the American Institute of Certified Public Accountants. We did not audit or review the accompanying financial statements nor were we required to perform any procedures to verify the accuracy or completeness of the information provided by management. Accordingly, we do not express an opinion, a conclusion, nor provide any form of assurance on the financial statements.

The financial statements are prepared in accordance with the modified cash basis of accounting, which is a basis of accounting other than accounting principles generally accepted in the United States of America.

Management has elected to omit substantially all of the disclosures included in financial statements prepared in accordance with the modified cash basis of accounting. If the omitted disclosures were included in the financial statements and other supplementary information, they might influence the user's conclusions about the Pension Fund's assets, liabilities, net position, additions and deductions. Accordingly, these financial statements and other supplementary information are not designed for those who are not informed about such matters.

#### Other Matter

The other supplementary information is presented for purposes of additional analysis and is not a required part of the basic financial statements. This information is the representation of management. The information was subject to our compilation engagement. We have not audited or reviewed the other supplementary information nor were we required to perform any procedures to verify the accuracy or completeness of the information provided by management. Accordingly, we do not express an opinion, a conclusion, nor provide any form of assurance on the other supplementary information.

We are not independent with respect to the Barrington Hills Police Pension Fund.

Cordially,

*Lauterbach & Amen, LLP*

Lauterbach & Amen, LLP



---

## Financial Statements

---

**Barrington Hills Police Pension Fund**  
**Statement of Net Position - Modified Cash Basis**  
**As of September 30, 2016**

**Assets**

Cash and Cash Equivalents	\$	9,575.00
Investments at Fair Market Value		
Money Market Mutual Funds		303,176.36
Illinois Funds		287,937.73
Fixed Income		4,740,039.36
Mutual Funds		3,905,198.49
Total Cash and Investments		9,245,926.94
Accrued Interest		17,801.45
Due from Municipality		2,438.00
Prepays		2,415.00
<b>Total Assets</b>		<b>9,268,581.39</b>

**Liabilities**

Expenses Due/Unpaid		10,044.72
<b>Total Liabilities</b>		<b>10,044.72</b>

<b>Net Position Held in Trust for Pension Benefits</b>		<b>9,258,536.67</b>
--	--	---------------------

**Barrington Hills Police Pension Fund**  
**Statement of Changes in Net Position - Modified Cash Basis**  
**For the Nine Months Ended September 30, 2016**

**Additions**

Contributions - Municipal	\$ 693,510.47
Contributions - Members	119,764.38
Total Contributions	813,274.85
Investment Income	
Interest and Dividends Earned	108,284.14
Net Change in Fair Value	264,940.03
Total Investment Income	373,224.17
Less Investment Expense	(18,351.13)
Net Investment Income	354,873.04
<b>Total Additions</b>	<b>1,168,147.89</b>

**Deductions**

Administration	26,548.23
Pension Benefits and Refunds	
Pension Benefits	320,094.18
Refunds	837.61
Total Deductions	<b>347,480.02</b>

**Change in Position** **820,667.87**

**Net Position Held in Trust for Pension Benefits**

Beginning of Year	8,437,868.80
<b>End of Period</b>	<b>9,258,536.67</b>





---

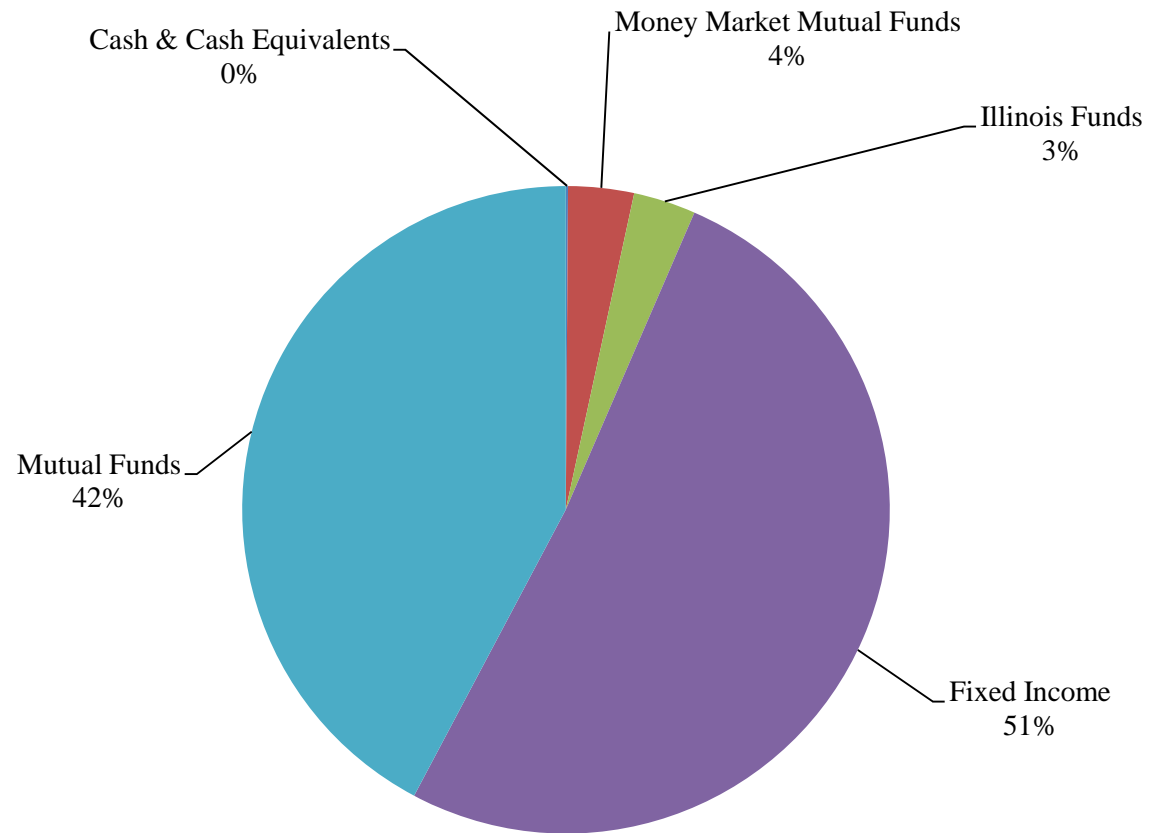
## Other Supplementary Information

---

# Barrington Hills Police Pension Fund

---

## Cash and Investments



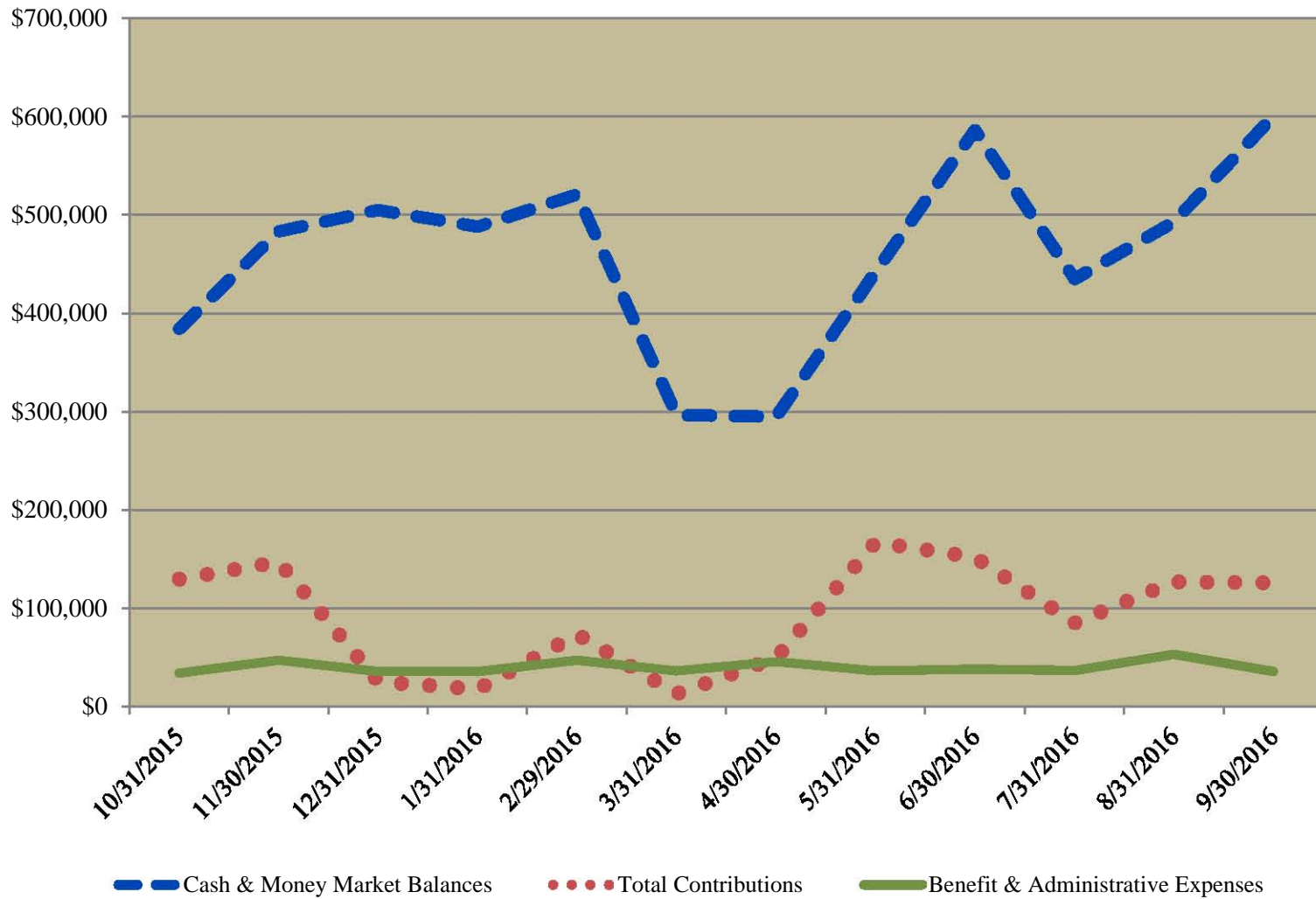
**Barrington Hills Police Pension Fund**  
**Cash Analysis Report**  
**For the Twelve Periods Ending September 30, 2016**

<b><u>Financial Institutions</u></b>		<u>10/31/15</u>	<u>11/30/15</u>	<u>12/31/15</u>	<u>01/31/16</u>	<u>02/29/16</u>	<u>03/31/16</u>	<u>04/30/16</u>	<u>05/31/16</u>	<u>06/30/16</u>	<u>07/31/16</u>	<u>08/31/16</u>	<u>09/30/16</u>
Harris Bank - CK	#321-494-7	\$ 22,394	10,000	9,585	20,840	9,575	10,000	350	13,934	7,261	22,520	22,520	9,575
		<u>22,394</u>	<u>10,000</u>	<u>9,585</u>	<u>20,840</u>	<u>9,575</u>	<u>10,000</u>	<u>350</u>	<u>13,934</u>	<u>7,261</u>	<u>22,520</u>	<u>22,520</u>	<u>9,575</u>
Schwab - MM	#7469-8825	91,949	106,506	110,861	110,861	242,095	46,783	47,908	62,464	220,452	18,661	99,896	204,585
Schwab - MM	#1225-7340	78,804	63,169	90,881	91,413	91,413	85,450	78,567	80,274	106,396	108,051	85,975	98,592
Illinois Funds - CK	#151600005798	67,551	296,918	284,102	250,802	-	-	-	-	-	-	-	-
Illinois Funds - CK - Reconciling Items		123,568	6,775	9,565	14,263	-	-	-	-	-	-	-	-
Illinois Funds - MM	#1600005798	-	-	-	-	115,401	78,597	154,404	285,429	123,134	213,335	170,579	174,857
Illinois Funds - MM - Reconciling		-	-	-	-	62,426	75,772	13,742	-	129,093	72,299	114,182	113,081
		<u>361,872</u>	<u>473,368</u>	<u>495,409</u>	<u>467,339</u>	<u>511,335</u>	<u>286,602</u>	<u>294,621</u>	<u>428,167</u>	<u>579,075</u>	<u>412,346</u>	<u>470,632</u>	<u>591,115</u>
<b>Total</b>		<b><u>384,266</u></b>	<b><u>483,368</u></b>	<b><u>504,994</u></b>	<b><u>488,179</u></b>	<b><u>520,910</u></b>	<b><u>296,602</u></b>	<b><u>294,971</u></b>	<b><u>442,101</u></b>	<b><u>586,336</u></b>	<b><u>434,866</u></b>	<b><u>493,152</u></b>	<b><u>600,690</u></b>
<b><u>Contributions</u></b>													
Current Tax - Village		117,532	134,697	12,274	4,604	60,600	-	36,176	154,527	138,041	72,299	114,182	113,081
Contributions - Current Year		12,294	12,778	13,279	13,148	13,098	13,346	13,742	12,720	13,947	13,197	13,098	13,098
Contributions - Prior Year		-	-	-	370	-	-	-	-	-	-	-	-
		<u>129,826</u>	<u>147,475</u>	<u>25,553</u>	<u>18,122</u>	<u>73,698</u>	<u>13,346</u>	<u>49,918</u>	<u>167,247</u>	<u>151,988</u>	<u>85,496</u>	<u>127,280</u>	<u>126,179</u>
<b><u>Expenses</u></b>													
Pension Benefits		34,223	34,461	34,629	35,566	35,566	35,566	35,566	35,566	35,566	35,566	35,566	35,566
Refunds/Transfers of Service		-	-	-	-	-	838	-	-	-	-	-	-
Administration		-	12,842	1,390	-	11,680	-	10,260	850	2,739	1,300	17,645	425
		<u>34,223</u>	<u>47,303</u>	<u>36,019</u>	<u>35,566</u>	<u>47,246</u>	<u>36,404</u>	<u>45,826</u>	<u>36,416</u>	<u>38,305</u>	<u>36,866</u>	<u>53,211</u>	<u>35,991</u>
<b>Total Contributions less Expenses</b>		<b><u>95,603</u></b>	<b><u>100,172</u></b>	<b><u>(10,466)</u></b>	<b><u>(17,444)</u></b>	<b><u>26,452</u></b>	<b><u>(23,058)</u></b>	<b><u>4,092</u></b>	<b><u>130,831</u></b>	<b><u>113,683</u></b>	<b><u>48,630</u></b>	<b><u>74,069</u></b>	<b><u>90,188</u></b>

See Accountants' Compilation Report

# Barrington Hills Police Pension Fund

## Cash Analysis Summary



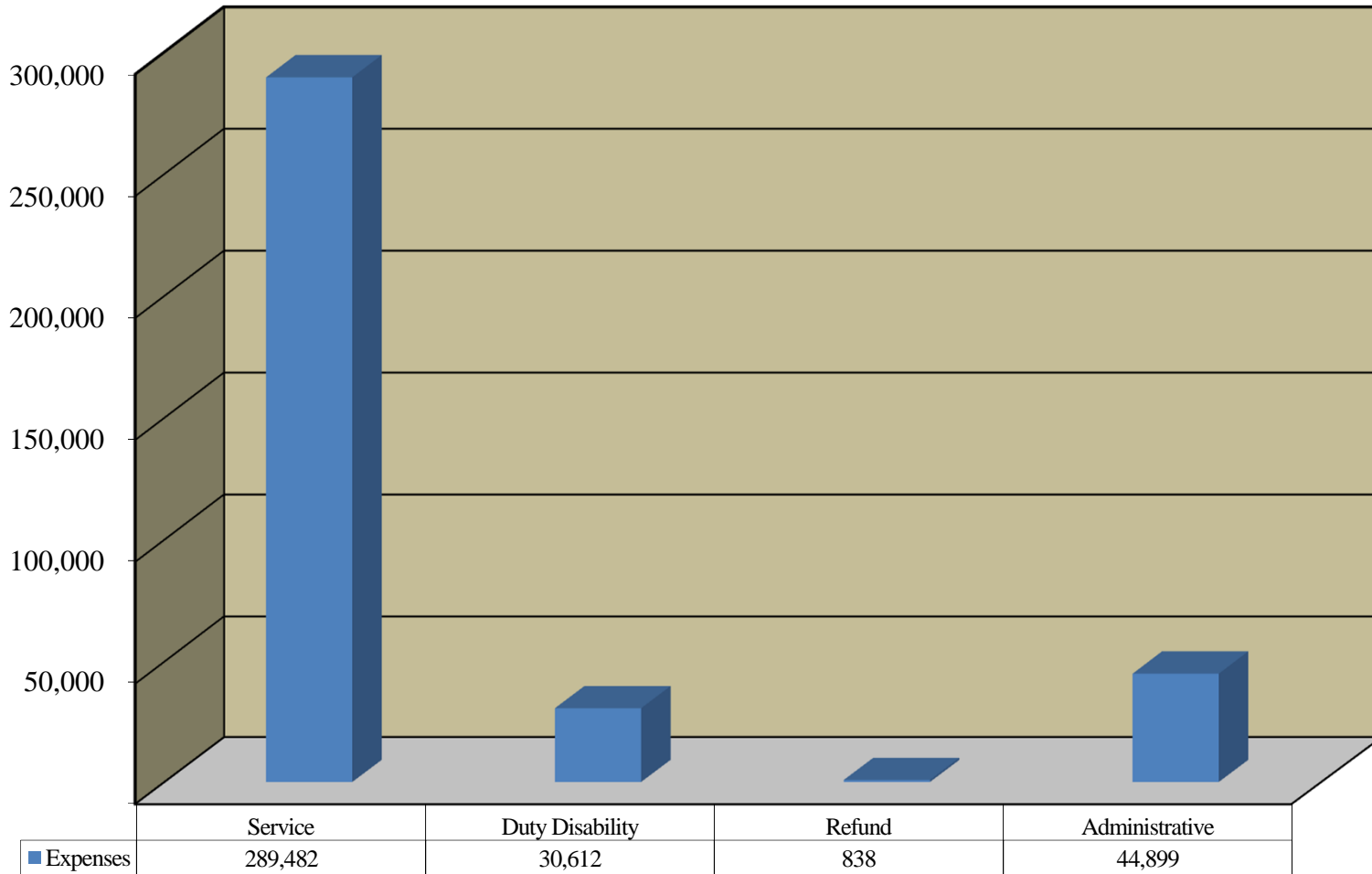
# Barrington Hills Police Pension Fund

## Revenue Report as of September 30, 2016

	<u>Received this Month</u>	<u>Received this Year</u>
<b><u>Contributions</u></b>		
Contributions - Municipal		
41-210-00 - Current Tax - Village	\$ 113,081.02	693,510.47
	<u>113,081.02</u>	<u>693,510.47</u>
Contributions - Members		
41-410-00 - Contributions - Current Year	13,098.16	119,394.75
41-420-00 - Contributions - Prior Year	0.00	369.63
	<u>13,098.16</u>	<u>119,764.38</u>
<b>Total Contributions</b>	<b><u>126,179.18</u></b>	<b><u>813,274.85</u></b>
<b><u>Investment Income</u></b>		
Interest and Dividends		
43-103-01 - Illinois Funds - Money Market #151600005798	0.00	69.07
43-106-01 - Illinois Funds - Money Market #1600005798	43.58	330.63
43-252-01 - Schwab - Fixed Income #7469-8825	4,688.27	41,884.27
43-550-03 - Schwab - Stock Equities #1225-7340	12,616.48	60,290.90
	<u>17,348.33</u>	<u>102,574.87</u>
Gains and Losses		
44-252-01 - Schwab - Fixed Income #7469-8825	(406.64)	95,846.16
44-550-03 - Schwab - Stock Equities #1225-7340	4,365.60	169,093.87
	<u>3,958.96</u>	<u>264,940.03</u>
Other Income		
45-200-00 - Accrued Interest	854.47	5,659.27
49-000-01 - Other Income	0.00	50.00
	<u>854.47</u>	<u>5,709.27</u>
<b>Total Investment Income</b>	<b><u>22,161.76</u></b>	<b><u>373,224.17</u></b>
<b>Total Revenue</b>	<b><u>148,340.94</u></b>	<b><u>1,186,499.02</u></b>

# Barrington Hills Police Pension Fund

## Pension Benefits and Expenses



# Barrington Hills Police Pension Fund

## Expense Report as of September 30, 2016

	<u>Expended this Month</u>	<u>Expended this Year</u>
<b><u>Pensions and Benefits</u></b>		
51-020-00 - Service Pensions	\$ 32,164.68	289,482.12
51-040-00 - Duty Disability Pensions	3,401.34	30,612.06
51-100-00 - Refund of Contributions	0.00	837.61
<b>Total Pensions and Benefits</b>	<b><u>35,566.02</u></b>	<b><u>320,931.79</u></b>
<b><u>Administrative</u></b>		
Professional Services		
52-170-01 - Actuarial Services	0.00	3,500.00
52-170-03 - Accounting & Bookkeeping Services	425.00	5,650.00
52-170-04 - Medical Services	0.00	1,138.00
52-170-05 - Legal Services	0.00	13,114.09
	<u>425.00</u>	<u>23,402.09</u>
Investment		
52-190-01 - Investment Manager/Advisor Fees	0.00	18,351.13
	<u>0.00</u>	<u>18,351.13</u>
Other Expense		
52-290-25 - Conference/Seminar Fees	0.00	750.00
52-290-26 - Association Dues	0.00	795.00
52-290-34 - IDOI Filing Fee Expense	0.00	1,601.14
	<u>0.00</u>	<u>3,146.14</u>
<b>Total Administrative</b>	<b><u>425.00</u></b>	<b><u>44,899.36</u></b>
<b>Total Expenses</b>	<b><u><u>35,991.02</u></u></b>	<b><u><u>365,831.15</u></u></b>

**Barrington Hills Police Pension Fund  
Member Contribution Report  
As of Month Ended September 30, 2016**

Name	Thru Prior Fiscal Year	Current Fiscal Year	Service Purchase	Refunds	Total Contributions
Baird, Brian D.	\$ 95,579.47	6,802.92	0.00	0.00	102,382.39
Borck, Todd M.	111,280.06	8,103.64	0.00	0.00	119,383.70
Caputo, Dominic V.	128,419.57	7,001.13	0.00	0.00	135,420.70
Colditz, Joseph S.	126,054.19	8,587.62	0.00	0.00	134,641.81
Currie, Jason D.	46,684.28	6,852.47	0.00	0.00	53,536.75
Deutschle, Gary A.	75,256.24	6,802.92	0.00	0.00	82,059.16
Hensler, Jeremy J.	80,270.08	6,902.02	0.00	0.00	87,172.10
Johnson, Mark E.	64,866.25	6,852.47	0.00	0.00	71,718.72
Kann, David M.	111,849.99	8,103.64	0.00	0.00	119,953.63
McKinney, Patrick J.	80,507.21	6,902.02	0.00	0.00	87,409.23
Parada, Sabas N.	72,282.97	6,902.02	0.00	0.00	79,184.99
Riedel, Ronald W.	119,025.22	8,103.64	0.00	0.00	127,128.86
Ruffin, Ronald L.	78,493.07	6,902.02	0.00	0.00	85,395.09
Semelsberger, Richard W.	149,040.28	9,317.90	0.00	0.00	158,358.18
Stokes, Erik E.	107,993.54	6,926.80	369.63	0.00	115,289.97
Underwood, Curt A.	127,848.27	8,331.52	0.00	0.00	136,179.79
	<b>1,575,450.69</b>	<b>119,394.75</b>	<b>369.63</b>	<b>0.00</b>	<b>1,695,215.07</b>

**Inactive/Terminated Members**

Hoffelt, Vivian	837.61	0.00	0.00	(837.61)	0.00
<b>Total</b>	<b>1,576,288.30</b>	<b>119,394.75</b>	<b>369.63</b>	<b>(837.61)</b>	<b>1,695,215.07</b>

**Service Purchases**

Name - Type of Purchase	41-420-00 Prior Year Contributions	41-440-00 Interest from Members	41-450-00 Other Member Revenue	Total
Stokes, Erik E. - 2015 Correction - Principal	369.63	0.00	0.00	369.63
<b>Total</b>	<b>369.63</b>	<b>0.00</b>	<b>0.00</b>	<b>369.63</b>



Batches 22087

Barrington Hills Police Pension Fund

Multiple Batch Report

Check Date 9/30/2016 1

SSN	Family ID	Employee Name Alt Payee Name	ACH	Check #	Net Amount	Member Gross	Federal Tax
<u>Duty Disability</u>							
***-**-1358	100511	Fernandez, Alexander	<input checked="" type="checkbox"/>	0	\$3,401.34	\$3,401.34	\$0.00
		<b>***-**-1358 Subtotal:</b>			\$3,401.34	\$3,401.34	\$0.00
		<b>Duty Disability Subtotal:</b>			\$3,401.34	\$3,401.34	\$0.00
<u>Service</u>							
***-**-1074	100513	Gallagher, Michael B.	<input checked="" type="checkbox"/>	0	\$4,789.44	\$5,770.91	\$981.47
		<b>***-**-1074 Subtotal:</b>			\$4,789.44	\$5,770.91	\$981.47
***-**-2873	103734	Hammelmann, Gary A.	<input checked="" type="checkbox"/>	0	\$5,243.14	\$5,951.73	\$708.59
		<b>***-**-2873 Subtotal:</b>			\$5,243.14	\$5,951.73	\$708.59
***-**-1667	103733	Murphy, Michael N.	<input checked="" type="checkbox"/>	0	\$6,683.72	\$8,404.10	\$1,720.38
		<b>***-**-1667 Subtotal:</b>			\$6,683.72	\$8,404.10	\$1,720.38
***-**-6816	100512	Prinner, Terry L.	<input checked="" type="checkbox"/>	0	\$4,416.95	\$5,356.91	\$939.96
		<b>***-**-6816 Subtotal:</b>			\$4,416.95	\$5,356.91	\$939.96
***-**-0193	100510	Schuld, Alfred W.	<input checked="" type="checkbox"/>	0	\$5,763.04	\$6,681.03	\$917.99
		<b>***-**-0193 Subtotal:</b>			\$5,763.04	\$6,681.03	\$917.99

Batches 22087

Barrington Hills Police Pension Fund

Multiple Batch Report

Check Date 9/30/2016 1

SSN	Family ID	Employee Name Alt Payee Name	ACH	Check #	Net Amount	Member Gross	Federal Tax
<b>Service Subtotal:</b>					\$26,896.29	\$32,164.68	\$5,268.39

**Totals**

ACH Flag	Payments	Net Payment Total	Gross	Federal Tax
Yes	6	\$30,297.63	\$35,566.02	\$5,268.39
No	0	\$0.00	\$0.00	\$0.00
<b>Grand Total</b>	6	\$30,297.63	\$35,566.02	\$5,268.39

# Barrington Hills Police Pension Fund

## Quarterly Vendor Check Report

All Bank Accounts  
July 1, 2016 - September 30, 2016

Check Date	Check Number	Vendor Name	Invoice Amount	Check Amount
07/18/16	30073	<b>Lauterbach &amp; Amen, LLP</b>		
		52-170-03 #16346 05/16 Accounting Services	380.00	
		52-170-03 #16346 05/16 Payroll Services	45.00	
		52-170-03 #15503 Fye15 Workpapers	450.00	
		<b>ACH Amount (Direct Deposit)</b>		<u>875.00</u>
07/28/16	30075	<b>Lauterbach &amp; Amen, LLP</b>		
		52-170-03 #16795 06/16 Accounting Services	380.00	
		52-170-03 #16795 06/16 Payroll Services	45.00	
		<b>ACH Amount (Direct Deposit)</b>		<u>425.00</u>
07/29/16	30074	<b>Internal Revenue Service</b>		
		20-230-00 Internal Revenue Service	5,268.39	
		<b>ACH Amount (Direct Deposit)</b>		<u>5,268.39</u>
08/01/16	30078	<b>Robbins Schwartz Nicholas Lifton</b>		
		52-170-05 Board of Governance	711.25	
		52-170-05 Board of Governance Past Due	1,494.64	
		52-170-05 Fernandez Disability	3,590.40	
		52-170-05 Fernandez Disability Past Due	102.50	
		52-170-05 Village Audit Request	358.75	
		<b>ACH Amount (Direct Deposit)</b>		<u>6,257.54</u>
08/01/16	30079	<b>Wall &amp; Associates</b>		
		52-190-01 2Q16 Management Fees	6,262.65	
		<b>ACH Amount (Direct Deposit)</b>		<u>6,262.65</u>
08/22/16	30081	<b>Lauterbach &amp; Amen, LLP</b>		
		52-170-01 #15950 FYE15 GASB 67/68	1,750.00	
		52-170-01 #15950 FYE15 Tax Levy	1,750.00	
		52-170-03 #17177 FYE15 IDOI	1,200.00	
		52-170-03 #17222 07/16 Accounting Services	380.00	
		52-170-03 #17222 07/16 Payroll Services	45.00	
		<b>ACH Amount (Direct Deposit)</b>		<u>5,125.00</u>
08/31/16	30080	<b>Internal Revenue Service</b>		
		20-230-00 Internal Revenue Service	5,268.39	
		<b>ACH Amount (Direct Deposit)</b>		<u>5,268.39</u>
09/29/16	30084	<b>Lauterbach &amp; Amen, LLP</b>		
		52-170-03 #17796 08/16 Accounting Services	380.00	
		52-170-03 #17796 08/16 Payroll Services	45.00	
		<b>ACH Amount (Direct Deposit)</b>		<u>425.00</u>

# Barrington Hills Police Pension Fund

## Quarterly Vendor Check Report

All Bank Accounts  
July 1, 2016 - September 30, 2016

Date	Check Number	Vendor Name	Invoice Amount	Check Amount
09/30/16	30083	<b>Internal Revenue Service</b> 20-230-00 Internal Revenue Service	5,268.39	
			<b>ACH Amount (Direct Deposit)</b>	<u>5,268.39</u>
			<b>Total Payments</b>	<u><u>35,175.36</u></u>

# Performance Summary

Net of Fees	<b>Date Range</b> 9/1/2016 - 9/30/2016	<b>Client Name</b> Barrington Hills Police Pension Fund	<b>Account Name</b> Aggregated Accounts	<b>Account Number</b>	<b>Currency</b> USD
-------------	---	---	--	-----------------------	------------------------

## Portfolio Summary

Beginning Market Value	8,997,729.17
Beginning Accrued Interest	17,009.52
Additions	227,280.29
Withdrawals	-123,045.83
Period Realized Gains/Losses <sup>3</sup>	819.58
Period Unrealized Gains/Losses <sup>2</sup>	-58.92
Interest Income	4,188.15
Dividend Income	12,615.78
Management Fees	0.00
Ending Market Value	9,119,528.22
Ending Accrued Interest	18,220.95
Total Gain after Management Fees	18,776.02
Time Weighted Return %	0.20
Benchmark Return %	0.08
Average Annualized Return %	-
Annualized Benchmark Return %	-

Total Portfolio	1 Mo	3 Mo	YTD	1 Yr	3 Yr	5 Yr
Time Weighted Return % <sup>1</sup>	0.20	2.00	4.42	6.43	4.27	4.74
40% S&P 500 55% BC Inter. Gov. Credit & 5% TBills % <sup>1</sup>	0.08	1.63	5.57	8.16	6.08	7.86
+/- Benchmark %	0.12	0.36	-1.15	-1.73	-1.82	-3.12

1. Returns are annualized for periods greater than 1 year.

2. Period Unrealized Gains/Losses--Unrealized Gains/Losses of all securities held in account(s) based on market values at the end of the day before the first date of the report. For purchases made during the report period, the unrealized gain/loss is based on cost basis of those purchases.

3. Period Realized Gains/Losses--Realized Gains/Losses generated by all closing positions during the report period based on market value at the end of the day before the first date of the report. For purchases made during the report period, the realized gain/loss is based on cost basis of those purchases.

## Barrington Hills Police Pension Fund: Aggragated Accounts

### Portfolio Current Value

by Security Type

					Date	Account Number	Report Currency	
					9/30/2016		USD	
Security Name	Symbol	Units	Unit Cost	Total Cost	Price	Market Value	Percent Asset	Current Yield
<b>Cash</b>		-	-	<b>231,186.59</b>	-	<b>231,186.59</b>	<b>2.53</b>	<b>0.00</b>
Sweep Account		231,186.590	1.00	231,186.59	1.00	231,186.59	2.53	-
<b>Exchange-Traded Fund</b>		-	-	<b>3,738,414.92</b>	-	<b>3,905,198.49</b>	<b>42.74</b>	<b>2.11</b>
First Trust Utilities AlphaDEX® ETF	FXU	2,152.000	25.51	54,893.43	25.93	55,801.36	0.61	2.71
iShares MSCI EAFE	EFA	6,829.000	63.57	434,141.72	59.13	403,798.77	4.42	2.85
iShares MSCI Emerging Markets	EEM	5,340.000	37.57	200,632.75	37.45	199,983.00	2.19	2.06
iShares MSCI Germany	EWG	7,246.000	25.51	184,838.47	26.27	190,352.42	2.08	2.33
iShares US Aerospace & Defense	ITA	1,170.000	132.38	154,881.27	129.06	151,000.20	1.65	0.94
iShares US Basic Materials	IYM	1,084.000	77.41	83,908.06	78.98	85,614.32	0.94	1.68
iShares US Energy	IYE	3,641.000	36.65	133,427.47	39.00	141,999.00	1.55	2.41
iShares US Medical Devices	IHI	1,642.000	144.35	237,025.57	145.39	238,730.38	2.61	0.98
iShares US Technology	IYW	1,931.000	116.72	225,395.27	119.00	229,789.00	2.51	1.16
iShares US Telecommunications	IYZ	2,756.000	30.72	84,664.63	32.22	88,798.32	0.97	1.85
PowerShares DWA Consumer Staples Mom ETF	PSL	2,701.000	58.58	158,233.53	56.40	152,336.40	1.67	1.10
PowerShares Dynamic Retail ETF	PMR	4,207.000	37.04	155,835.39	34.93	146,950.51	1.61	0.83
PowerShares KBW High Div Yld Fincl ETF	KBWD	9,038.000	21.01	189,895.09	22.01	198,926.38	2.18	8.75
SPDR® Dow Jones REIT ETF	RWR	543.000	99.55	54,053.58	97.37	52,871.91	0.58	3.62
SPDR® S&P Oil & Gas Explor & Prodtn ETF	XOP	2,035.000	37.61	76,544.08	38.46	78,266.10	0.86	1.00
Vanguard Consumer Discretionary ETF	VCR	1,839.000	114.73	210,995.11	125.74	231,235.86	2.53	1.44
Vanguard Consumer Staples ETF	VDC	1,084.000	130.51	141,473.53	136.88	148,377.92	1.62	2.29
Vanguard Financials ETF	VFH	5,981.000	45.91	274,562.82	49.36	295,222.16	3.23	2.17

## Barrington Hills Police Pension Fund: Aggregated Accounts

### Portfolio Current Value

by Security Type

					Date 9/30/2016	Account Number	Report Currency USD	
Security Name	Symbol	Units	Unit Cost	Total Cost	Price	Market Value	Percent Asset	Current Yield
Vanguard Health Care ETF	VHT	1,761.000	119.75	210,872.01	132.89	234,019.29	2.56	1.35
Vanguard Industrials ETF	VIS	1,401.000	99.74	139,733.69	110.90	155,376.50	1.70	1.90
Vanguard Information Technology ETF	VGT	3,537.000	93.98	332,407.47	120.37	425,748.69	4.66	1.30
<b>Fixed Income</b>		-	-	<b>4,728,939.59</b>	-	<b>4,826,507.38</b>	<b>52.82</b>	<b>1.52</b>
3M CO 2% DUE 06/26/22	88579YAF8	200,000.000	97.03	194,054.60	101.28	202,550.40	2.23	1.97
Accrued Interest						1,044.44		
APPLE INC 2.4% DUE 05/03/23	037833AK6	200,000.000	95.33	190,665.20	101.85	203,693.00	2.25	2.36
Accrued Interest						2,000.00		
CHEVRON CORP 2.355% DUE 12/05/22	166764AB6	200,000.000	97.15	194,291.39	101.79	203,576.40	2.24	2.31
Accrued Interest						1,399.92		
FED HOME LN BK 1.875% DUE 03/13/20	313378J77	500,000.000	97.62	488,118.00	102.65	513,226.00	5.62	1.83
Accrued Interest						442.71		
FHLB 1.125% DUE 07/14/21	3130A8QS5	1,150,000.000	99.63	1,145,753.50	99.33	1,142,239.80	12.53	1.13
Accrued Interest						2,767.19		
FNMA 1.625% DUE 11/27/18	3135G0YT4	500,000.000	100.63	503,165.50	101.53	507,637.00	5.59	1.60
Accrued Interest						2,776.04		
MICROSOFT CORP 2.375% DUE 05/01/23	594918AT1	200,000.000	98.41	196,818.19	102.19	204,374.40	2.26	2.32
Accrued Interest						1,965.97		
ORACLE CORP 2.4% DUE 09/15/23	68389XBL8	200,000.000	100.75	201,499.40	100.39	200,782.20	2.21	2.39
Accrued Interest						1,213.33		
TENNESSEE VALLEY 1.875% DUE 08/15/22	880591EN8	665,000.000	100.69	669,600.51	101.66	676,064.27	7.42	1.84

# Barrington Hills Police Pension Fund: Aggragated Accounts

## Portfolio Current Value

by Security Type

					Date 9/30/2016	Account Number	Report Currency USD		
Security Name	Symbol	Units	Unit Cost	Total Cost	Price	Market Value	Percent Asset	Current Yield	
Accrued Interest						1,593.23			
US TREAS NT 0.625% DUE 04/30/18	912828UZ1	755,000.000	98.77	745,703.30	99.83	753,702.16	8.27	0.63	
Accrued Interest						1,961.87			
WAL-MART STORES 1.125% DUE 04/11/18	931142DF7	200,000.000	99.64	199,270.00	100.22	200,440.80	2.21	1.12	
Accrued Interest						1,056.25			
<b>Money Market Fund</b>		-	-	<b>177,846.71</b>	-	<b>174,856.71</b>	<b>1.91</b>	<b>0.00</b>	
Illinois Funds Money Fund	IPTIP	174,856.710	1.02	177,846.71	1.00	174,856.71	1.91	-	
<b>Total Portfolio</b>		-	-	<b>8,876,387.81</b>	-	<b>9,137,749.17</b>	<b>100.00</b>	<b>1.78</b>	



# Performance Summary

Net of Fees	<b>Date Range</b> 9/1/2016 - 9/30/2016	<b>Client Name</b> Barrington Hills Police Pension Fund	<b>Account Name</b> Board Liquidity	<b>Account Number</b>	<b>Currency</b> USD
-------------	---	---	--	-----------------------	------------------------

## Portfolio Summary

Beginning Market Value	170,578.67
Beginning Accrued Interest	0.00
Additions	127,280.29
Withdrawals	-123,045.83
Period Realized Gains/Losses <sup>3</sup>	0.00
Period Unrealized Gains/Losses <sup>2</sup>	0.00
Interest Income	43.58
Dividend Income	0.00
Management Fees	0.00
Ending Market Value	174,856.71
Ending Accrued Interest	0.00
Total Gain after Management Fees	43.58
Time Weighted Return %	0.03
Benchmark Return %	0.02
Average Annualized Return %	-
Annualized Benchmark Return %	-

Total Portfolio	1 Mo	3 Mo	YTD	1 Yr	3 Yr	5 Yr
Time Weighted Return % <sup>1</sup>	0.03	0.08	0.24	0.26	0.10	-
Citi Treasury Bill 3 Mon USD % <sup>1</sup>	0.02	0.07	0.19	0.20	0.09	-
+/- Benchmark %	0.00	0.01	0.05	0.06	0.01	-

1. Returns are annualized for periods greater than 1 year.

2. Period Unrealized Gains/Losses--Unrealized Gains/Losses of all securities held in account(s) based on market values at the end of the day before the first date of the report. For purchases made during the report period, the unrealized gain/loss is based on cost basis of those purchases.

3. Period Realized Gains/Losses--Realized Gains/Losses generated by all closing positions during the report period based on market value at the end of the day before the first date of the report. For purchases made during the report period, the realized gain/loss is based on cost basis of those purchases.

# Barrington Hills Police Pension Fund: Board Liquidity

## Portfolio Current Value

by Security Type

Date  
9/30/2016

Account Number

Report Currency  
USD

Security Name	Symbol	Units	Unit Cost	Total Cost	Price	Market Value	Percent Asset	Current Yield
<b>Money Market Fund</b>		-	-	<b>177,846.71</b>	-	<b>174,856.71</b>	<b>100.00</b>	<b>0.00</b>
Illinois Funds Money Fund	IPTIP	174,856.710	1.02	177,846.71	1.00	174,856.71	100.00	-
<b>Total Portfolio</b>		-	-	<b>177,846.71</b>	-	<b>174,856.71</b>	<b>100.00</b>	<b>0.00</b>

# Performance Summary

<b>Net of Fees</b>	<b>Date Range</b> 9/1/2016 - 9/30/2016	<b>Client Name</b> Barrington Hills Police Pension Fund	<b>Account Name</b> ETF Global Equity	<b>Account Number</b> 12257340	<b>Currency</b> USD
--------------------	---	---	--	-----------------------------------	------------------------

## Portfolio Summary

Beginning Market Value	3,986,808.13
Beginning Accrued Interest	0.00
Additions	0.00
Withdrawals	0.00
Period Realized Gains/Losses <sup>3</sup>	0.00
Period Unrealized Gains/Losses <sup>2</sup>	4,365.60
Interest Income	0.70
Dividend Income	12,615.78
Management Fees	0.00
Ending Market Value	4,003,790.21
Ending Accrued Interest	0.00
Total Gain after Management Fees	16,982.08
Time Weighted Return %	0.43
Benchmark Return %	0.37
Average Annualized Return %	-
Annualized Benchmark Return %	-

Total Portfolio	1 Mo	3 Mo	YTD	1 Yr	3 Yr	5 Yr
Time Weighted Return % <sup>1</sup>	0.43	4.69	5.78	11.33	7.41	-
80% R3K & 20% EAFE (net) % <sup>1</sup>	0.37	4.80	6.89	13.26	8.41	-
+/- Benchmark %	0.05	-0.11	-1.11	-1.93	-1.00	-
65% R3K & 35% EAFE % <sup>1</sup>	0.53	5.11	5.92	11.98	6.90	-
+/- Benchmark %	-0.11	-0.42	-0.14	-0.66	0.50	-
S&P 500 TR USD % <sup>1</sup>	0.02	3.85	7.84	15.43	11.16	-
+/- Benchmark %	0.41	0.84	-2.05	-4.10	-3.75	-

1. Returns are annualized for periods greater than 1 year.

2. Period Unrealized Gains/Losses--Unrealized Gains/Losses of all securities held in account(s) based on market values at the end of the day before the first date of the report. For purchases made during the report period, the unrealized gain/loss is based on cost basis of those purchases.

3. Period Realized Gains/Losses--Realized Gains/Losses generated by all closing positions during the report period based on market value at the end of the day before the first date of the report. For purchases made during the report period, the realized gain/loss is based on cost basis of those purchases.

# Barrington Hills Police Pension Fund: ETF Global Equity

## Portfolio Current Value

by Security Type

					Date	Account Number	Report Currency	
					9/30/2016	12257340	USD	
Security Name	Symbol	Units	Unit Cost	Total Cost	Price	Market Value	Percent Asset	Current Yield
<b>Cash</b>		-	-	<b>98,591.72</b>	-	<b>98,591.72</b>	<b>2.46</b>	<b>0.00</b>
Sweep Account		98,591.720	1.00	98,591.72	1.00	98,591.72	2.46	-
<b>Exchange-Traded Fund</b>		-	-	<b>3,738,414.92</b>	-	<b>3,905,198.49</b>	<b>97.54</b>	<b>2.11</b>
First Trust Utilities AlphaDEX® ETF	FXU	2,152.000	25.51	54,893.43	25.93	55,801.36	1.39	2.71
iShares MSCI EAFE	EFA	6,829.000	63.57	434,141.72	59.13	403,798.77	10.09	2.85
iShares MSCI Emerging Markets	EEM	5,340.000	37.57	200,632.75	37.45	199,983.00	4.99	2.06
iShares MSCI Germany	EWG	7,246.000	25.51	184,838.47	26.27	190,352.42	4.75	2.33
iShares US Aerospace & Defense	ITA	1,170.000	132.38	154,881.27	129.06	151,000.20	3.77	0.94
iShares US Basic Materials	IYM	1,084.000	77.41	83,908.06	78.98	85,614.32	2.14	1.68
iShares US Energy	IYE	3,641.000	36.65	133,427.47	39.00	141,999.00	3.55	2.41
iShares US Medical Devices	IHI	1,642.000	144.35	237,025.57	145.39	238,730.38	5.96	0.98
iShares US Technology	IYW	1,931.000	116.72	225,395.27	119.00	229,789.00	5.74	1.16
iShares US Telecommunications	IYZ	2,756.000	30.72	84,664.63	32.22	88,798.32	2.22	1.85
PowerShares DWA Consumer Staples Mom ETF	PSL	2,701.000	58.58	158,233.53	56.40	152,336.40	3.80	1.10
PowerShares Dynamic Retail ETF	PMR	4,207.000	37.04	155,835.39	34.93	146,950.51	3.67	0.83
PowerShares KBW High Div Yld Fincl ETF	KBWD	9,038.000	21.01	189,895.09	22.01	198,926.38	4.97	8.75
SPDR® Dow Jones REIT ETF	RWR	543.000	99.55	54,053.58	97.37	52,871.91	1.32	3.62
SPDR® S&P Oil & Gas Explor & Prodtn ETF	XOP	2,035.000	37.61	76,544.08	38.46	78,266.10	1.95	1.00
Vanguard Consumer Discretionary ETF	VCR	1,839.000	114.73	210,995.11	125.74	231,235.86	5.78	1.44
Vanguard Consumer Staples ETF	VDC	1,084.000	130.51	141,473.53	136.88	148,377.92	3.71	2.29
Vanguard Financials ETF	VFH	5,981.000	45.91	274,562.82	49.36	295,222.16	7.37	2.17

## Barrington Hills Police Pension Fund: ETF Global Equity

### Portfolio Current Value

by Security Type

				<b>Date</b>		<b>Account Number</b>		<b>Report Currency</b>
				9/30/2016		12257340		USD
Security Name	Symbol	Units	Unit Cost	Total Cost	Price	Market Value	Percent Asset	Current Yield
Vanguard Health Care ETF	VHT	1,761.000	119.75	210,872.01	132.89	234,019.29	5.84	1.35
Vanguard Industrials ETF	VIS	1,401.000	99.74	139,733.69	110.90	155,376.50	3.88	1.90
Vanguard Information Technology ETF	VGT	3,537.000	93.98	332,407.47	120.37	425,748.69	10.63	1.30
<b>Total Portfolio</b>		-	-	<b>3,837,006.64</b>	-	<b>4,003,790.21</b>	<b>100.00</b>	<b>2.11</b>

# Performance Summary

## Net of Fees

<b>Date Range</b>	<b>Client Name</b>	<b>Account Name</b>	<b>Account Number</b>	<b>Currency</b>
9/1/2016 - 9/30/2016	Barrington Hills Police Pension Fund	Fixed Income	74698825	USD

### Portfolio Summary

Beginning Market Value	4,840,342.37
Beginning Accrued Interest	17,009.52
Additions	100,000.00
Withdrawals	0.00
Period Realized Gains/Losses <sup>3</sup>	819.58
Period Unrealized Gains/Losses <sup>2</sup>	-4,424.53
Interest Income	4,143.87
Dividend Income	0.00
Management Fees	0.00
Ending Market Value	4,940,881.30
Ending Accrued Interest	18,220.95
Total Gain after Management Fees	1,750.36
Time Weighted Return %	0.03
Benchmark Return %	0.13
Average Annualized Return %	-
Annualized Benchmark Return %	-

Total Portfolio	1 Mo	3 Mo	YTD	1 Yr	3 Yr	5 Yr
Time Weighted Return % <sup>1</sup>	0.03	-0.09	3.20	2.64	2.53	1.99
BBgBarc US Govt/Credit Interm TR USD % <sup>1</sup>	0.13	0.16	4.24	3.52	2.79	2.44
+/- Benchmark %	-0.10	-0.25	-1.04	-0.87	-0.27	-0.46
BBgBarc US Agency Interm TR USD % <sup>1</sup>	0.18	0.00	2.26	1.73	1.82	1.45
+/- Benchmark %	-0.15	-0.08	0.93	0.91	0.71	0.54
BBgBarc US Agg Interm TR USD % <sup>1</sup>	0.17	0.31	4.10	3.57	3.08	2.56
+/- Benchmark %	-0.14	-0.40	-0.90	-0.93	-0.56	-0.57

1. Returns are annualized for periods greater than 1 year.

2. Period Unrealized Gains/Losses--Unrealized Gains/Losses of all securities held in account(s) based on market values at the end of the day before the first date of the report. For purchases made during the report period, the unrealized gain/loss is based on cost basis of those purchases.

3. Period Realized Gains/Losses--Realized Gains/Losses generated by all closing positions during the report period based on market value at the end of the day before the first date of the report. For purchases made during the report period, the realized gain/loss is based on cost basis of those purchases.

# Barrington Hills Police Pension Fund: Fixed Income

## Portfolio Current Value

by Security Type

Date  
9/30/2016

Account Number  
74698825

Report Currency  
USD

Security Name	Symbol	Units	Unit Cost	Total Cost	Price	Market Value	Percent Asset	Current Yield
<b>Cash</b>		-	-	<b>132,594.87</b>	-	<b>132,594.87</b>	<b>2.67</b>	<b>0.00</b>
Sweep Account		132,594.870	1.00	132,594.87	1.00	132,594.87	2.67	-
<b>Fixed Income</b>		-	-	<b>4,728,939.59</b>	-	<b>4,826,507.38</b>	<b>97.33</b>	<b>1.52</b>
3M CO 2% DUE 06/26/22	88579YAF8	200,000.000	97.03	194,054.60	101.28	202,550.40	4.11	1.97
Accrued Interest						1,044.44		
APPLE INC 2.4% DUE 05/03/23	037833AK6	200,000.000	95.33	190,665.20	101.85	203,693.00	4.15	2.36
Accrued Interest						2,000.00		
CHEVRON CORP 2.355% DUE 12/05/22	166764AB6	200,000.000	97.15	194,291.39	101.79	203,576.40	4.13	2.31
Accrued Interest						1,399.92		
FED HOME LN BK 1.875% DUE 03/13/20	313378J77	500,000.000	97.62	488,118.00	102.65	513,226.00	10.36	1.83
Accrued Interest						442.71		
FHLB 1.125% DUE 07/14/21	3130A8QS5	1,150,000.000	99.63	1,145,753.50	99.33	1,142,239.80	23.09	1.13
Accrued Interest						2,767.19		
FNMA 1.625% DUE 11/27/18	3135G0YT4	500,000.000	100.63	503,165.50	101.53	507,637.00	10.29	1.60
Accrued Interest						2,776.04		
MICROSOFT CORP 2.375% DUE 05/01/23	594918AT1	200,000.000	98.41	196,818.19	102.19	204,374.40	4.16	2.32
Accrued Interest						1,965.97		
ORACLE CORP 2.4% DUE 09/15/23	68389XBL8	200,000.000	100.75	201,499.40	100.39	200,782.20	4.07	2.39
Accrued Interest						1,213.33		
TENNESSEE VALLEY 1.875% DUE 08/15/22	880591EN8	665,000.000	100.69	669,600.51	101.66	676,064.27	13.66	1.84
Accrued Interest						1,593.23		

# Barrington Hills Police Pension Fund: Fixed Income

## Portfolio Current Value

by Security Type

					<b>Date</b>	<b>Account Number</b>	<b>Report Currency</b>		
					9/30/2016	74698825	USD		
Security Name	Symbol	Units	Unit Cost	Total Cost	Price	Market Value	Percent Asset	Current Yield	
US TREAS NT 0.625% DUE 04/30/18	912828UZ1	755,000.000	98.77	745,703.30	99.83	753,702.16	15.24	0.63	
Accrued Interest						1,961.87			
WAL-MART STORES 1.125% DUE 04/11/18	931142DF7	200,000.000	99.64	199,270.00	100.22	200,440.80	4.06	1.12	
Accrued Interest						1,056.25			
<b>Total Portfolio</b>		-	-	<b>4,861,534.46</b>	-	<b>4,959,102.25</b>	<b>100.00</b>	<b>1.52</b>	