

Barrington Hills Police Pension Fund

Monthly Financial Report

For the Month Ended
January 31, 2015

Prepared by:

Lauterbach & Amen, LLP

Barrington Hills Police Pension Fund

Table of Contents

	Starting on Page
Accountant's Compilation Report.....	1-1
Financial Statements	
Statement of Net Position - Modified Cash Basis.....	2-1
Statement of Changes in Net Position - Modified Cash Basis.....	2-2
Other Supplementary Information	
Cash and Investments - Pie Chart.....	3-1
Cash Analysis Report.....	4-1
Cash Analysis Report - Graph.....	5-1
Revenue Report.....	6-1
Expenses - Bar Chart.....	7-1
Expense Report.....	8-1
Member Contribution Report.....	9-1
Payroll Journal.....	10-1
Quarterly Vendor Check Report.....	11-1

Accountant's Compilation Report



February 9, 2015

Members of the Pension Board of Trustees
Barrington Hills Police Pension Fund
Barrington Hills, IL 60010-5102

We have compiled the accompanying modified cash basis statement of net position of the Barrington Hills Police Pension Fund as of January 31, 2015 and the related modified cash basis statement of changes in net position for the one month then ended, and the accompanying other supplementary information as referred to in the table of contents. We have not audited or reviewed the accompanying financial statements and other supplementary information and, accordingly, do not express an opinion or provide any assurance about whether the financial statements and other supplementary information are in accordance with the modified cash basis of accounting.

Management is responsible for the preparation and fair presentation of the financial statements and other supplementary information in accordance with the modified cash basis of accounting and for designing, implementing, and maintaining internal controls relevant to the preparation and fair presentation of the financial statements and other supplementary information.

Our responsibility is to conduct the compilation in accordance with Statements for Standards and Review Services issued by the American Institute of Certified Public Accountants. The objective of a compilation is to assist the management in presenting financial information in the form of financial statements and other supplementary information without undertaking to obtain or provide any assurance that there are no material modifications that should be made to the financial statements and other supplementary information.

Management has elected to omit substantially all of the disclosures, Management Discussion and Analysis (MD&A), and Required Supplementary Information (RSI) required by the modified cash basis of accounting. If the omitted disclosures were included in the financial statements and other supplementary information, they might influence the user's conclusions about the Pension Fund's assets, liabilities, fund balance, revenues and expenses. Accordingly, these financial statements and other supplementary information are not designed for those who are not informed about such matters.

We are not independent with respect to the Barrington Hills Police Pension Fund.

Cordially,

Lauterbach & Amen, LLP

Financial Statements

Barrington Hills Police Pension Fund
Statement of Net Position - Modified Cash Basis
As of January 31, 2015

Assets

Cash and Cash Equivalents	\$ 98,131.43
Investments, at Fair Value	
Money Market Mutual Funds	271,862.05
Fixed Income	4,192,572.83
Mutual Funds	3,395,058.83
Total Cash and Investments	<u>7,957,625.14</u>
Accrued Interest	24,411.73
Due from Municipality	3,693.00
Prepays	<u>1,927.50</u>
Total Assets	<u>7,987,657.37</u>

Liabilities

Expenses Due/Unpaid	<u>12,306.66</u>
Total Liabilities	<u>12,306.66</u>

Net Position Held in Trust for Pension Benefits	<u><u>7,975,350.71</u></u>
--	----------------------------

Barrington Hills Police Pension Fund
Statement of Changes in Net Position - Modified Cash Basis
For the One Month Ended January 31, 2015

Additions

Contributions - Employer	\$ 8,762.79
Contributions - Employee	<u>12,649.15</u>
Total Contributions	<u>21,411.94</u>
Investment Income	
Interest and Dividends Earned	7,246.63
Net Change in Fair Value	<u>(2,516.26)</u>
Total Investment Income	4,730.37
Less: Investment Expense	<u>(5,679.59)</u>
Net Investment Income	<u>(949.22)</u>
Total Additions	<u>20,462.72</u>

Deductions

Administration	3,266.34
Benefits and Refunds	
Benefits	34,223.24
Refunds	<u>0.00</u>
Total Deductions	<u>37,489.58</u>

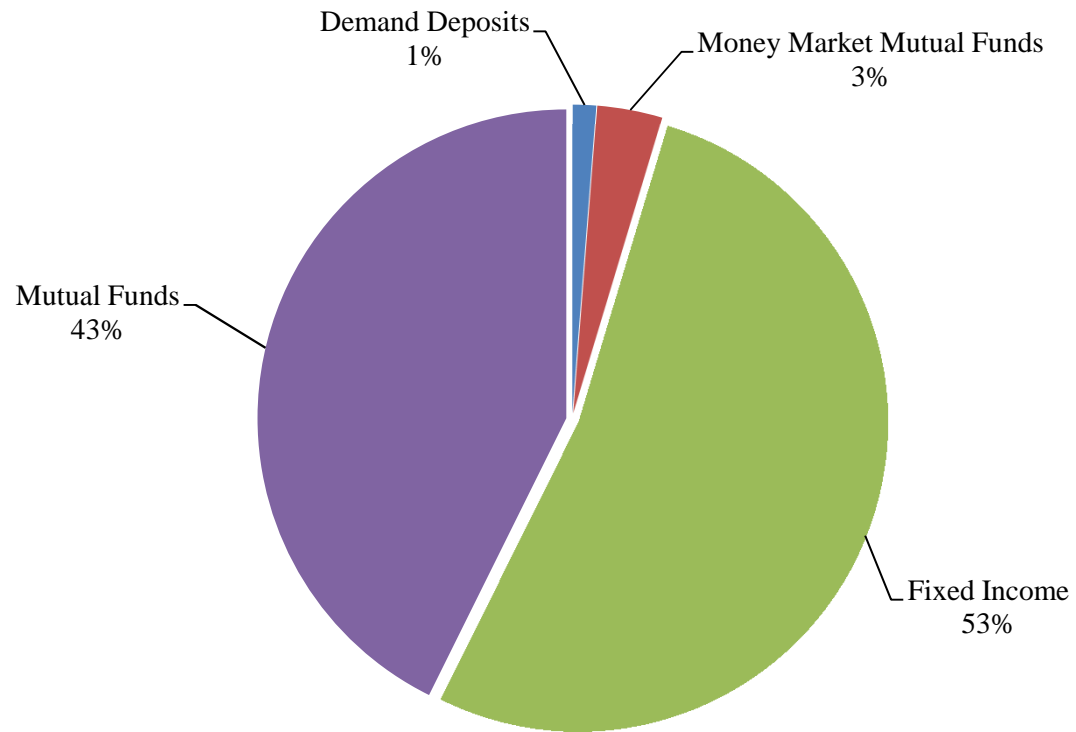
Change in Position (17,026.86)

Net Position Held in Trust for Pension Benefits

Beginning of Year	<u>7,992,377.57</u>
End of Period	<u><u>7,975,350.71</u></u>

Other Supplementary Information

Barrington Hills Police Pension Fund Cash and Investments

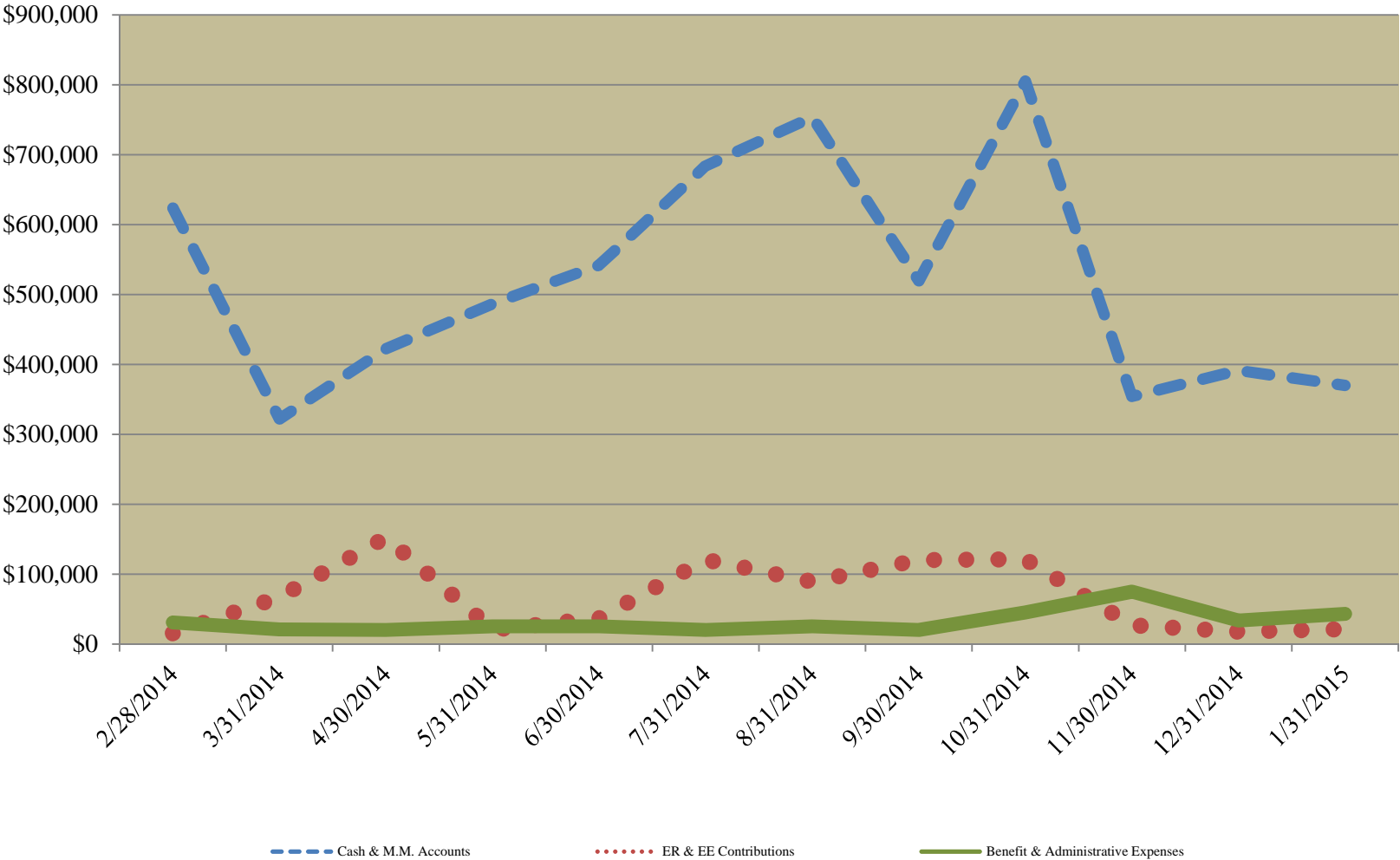


Barrington Hills Police Pension Fund
Cash Analysis Report
For the Twelve Periods Ending January 31, 2015

		2/28/14	3/31/14	4/30/14	5/31/14	6/30/14	7/31/14	8/31/14	9/30/14	10/31/14	11/30/14	12/31/14	1/31/15
<u>Financial Institutions</u>		<u>Balance</u>	<u>Balance</u>	<u>Balance</u>	<u>Balance</u>	<u>Balance</u>	<u>Balance</u>	<u>Balance</u>	<u>Balance</u>	<u>Balance</u>	<u>Balance</u>	<u>Balance</u>	<u>Balance</u>
CK - Harris Bank	#321-494-7	10,000	10,000	10,000	8,790	10,000	10,000	4,676	17,000	10,000	10,000	10,000	11,750
CK - Illinois Funds	#151600005	115,252	109,700	156,582	109,652	125,146	120,388	220,950	213,214	189,381	104,983	103,862	80,032
CK - Illinois Funds Reconciling Items		7,853	59,217	144,673	13,035	7,925	113,244	81,721	7,141	114,285	20,553	6,025	6,349
		<u>133,104</u>	<u>178,917</u>	<u>311,255</u>	<u>131,477</u>	<u>143,071</u>	<u>243,632</u>	<u>307,346</u>	<u>237,355</u>	<u>313,666</u>	<u>135,536</u>	<u>119,888</u>	<u>98,131</u>
MM - Charles Schwab	#7469-8825	434,377	54,979	55,970	285,202	346,850	376,765	382,999	197,608	407,149	138,206	152,124	152,124
MM - Charles Schwab	#1225-7340	56,368	88,107	55,491	70,007	51,993	63,592	63,382	84,806	84,806	80,392	119,738	119,738
		<u>490,745</u>	<u>143,086</u>	<u>111,461</u>	<u>355,209</u>	<u>398,843</u>	<u>440,356</u>	<u>446,381</u>	<u>282,415</u>	<u>491,956</u>	<u>218,598</u>	<u>271,862</u>	<u>271,862</u>
Totals		<u>623,849</u>	<u>322,003</u>	<u>422,716</u>	<u>486,687</u>	<u>541,914</u>	<u>683,988</u>	<u>753,727</u>	<u>519,770</u>	<u>805,622</u>	<u>354,134</u>	<u>391,750</u>	<u>369,993</u>
<u>Contributions</u>													
Current Tax - Village		349	51,664	136,971	5,531	21,606	105,690	74,307	105,913	107,144	14,242	5,818	8,763
Contributions - Current Year		15,206	15,305	15,503	15,008	15,429	15,057	14,917	14,283	14,506	12,899	12,252	12,649
		<u>15,555</u>	<u>66,969</u>	<u>152,474</u>	<u>20,539</u>	<u>37,035</u>	<u>120,747</u>	<u>89,224</u>	<u>120,195</u>	<u>121,649</u>	<u>27,142</u>	<u>18,070</u>	<u>21,412</u>
<u>Expenses</u>													
Benefits		20,188	20,188	20,188	20,188	20,188	20,188	20,188	20,188	20,188	30,915	33,720	34,223
Refunds/Transfers of Service		-	-	-	-	-	-	-	-	-	44,359	-	-
Administration		11,037	970	-	5,130	5,255	-	5,324	-	25,153	-	-	8,946
		<u>31,225</u>	<u>21,158</u>	<u>20,188</u>	<u>25,318</u>	<u>25,443</u>	<u>20,188</u>	<u>25,512</u>	<u>20,188</u>	<u>45,341</u>	<u>75,273</u>	<u>33,720</u>	<u>43,169</u>
Total Contributions less Expenses		<u>(15,670)</u>	<u>45,811</u>	<u>132,286</u>	<u>(4,779)</u>	<u>11,592</u>	<u>100,560</u>	<u>63,713</u>	<u>100,008</u>	<u>76,308</u>	<u>(48,132)</u>	<u>(15,649)</u>	<u>(21,757)</u>

See Accountants' Compilation Report

Barrington Hills Police Pension Fund
Cash Analysis Summary

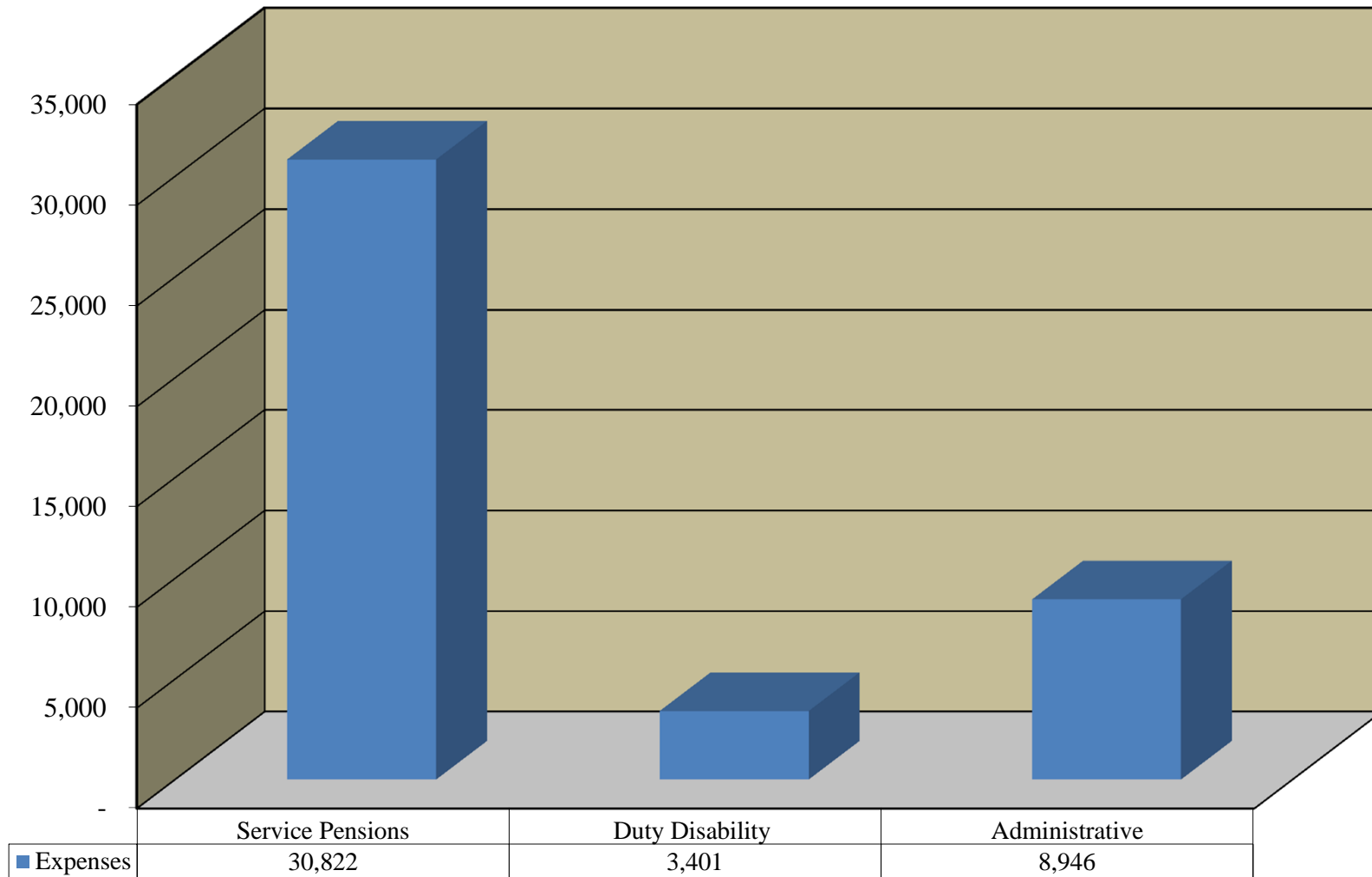


Barrington Hills Police Pension Fund

Revenue Report as of January 31, 2015

	<u>Received this Month</u>	<u>Received this Year</u>
<u>Revenues</u>		
<u>Municipal and Member Contributions</u>		
<u>Municipal Contributions</u>		
41-210-00 - Current Tax - Village	8,762.79	8,762.79
	<u>8,762.79</u>	<u>8,762.79</u>
<u>Member Contributions</u>		
41-410-00 - Contributions - Current Year	12,649.15	12,649.15
	<u>12,649.15</u>	<u>12,649.15</u>
Total Municipal and Member Contributions	<u>21,411.94</u>	<u>21,411.94</u>
<u>Investment Income</u>		
<u>Interest and Dividends</u>		
43-103-01 - CK - Illinois Funds #1-516-0000-5798	1.02	1.02
	<u>1.02</u>	<u>1.02</u>
<u>Gains and Losses</u>		
44-252-01 - GL - Fixed Income - Schwab #7469-8825	75,267.47	75,267.47
44-550-03 - GL - Equity - Schwab #1225-7340	(77,783.73)	(77,783.73)
	<u>(2,516.26)</u>	<u>(2,516.26)</u>
<u>Other Income</u>		
45-200-00 - Accrued Interest	7,245.61	7,245.61
49-000-01 - Other Income	0.00	0.00
	<u>7,245.61</u>	<u>7,245.61</u>
Total Investment Income	<u>4,730.37</u>	<u>4,730.37</u>
Total Revenues	<u><u>26,142.31</u></u>	<u><u>26,142.31</u></u>

Barrington Hills Police Pension Fund Expenses



Barrington Hills Police Pension Fund

Expense Report as of January 31, 2015

	<u>Expended this Month</u>	<u>Expended this Year</u>
<u>Expenses</u>		
<u>Pensions and Benefits</u>		
51-020-00 - Service Pensions	30,821.90	30,821.90
51-030-00 - Non-Duty Disability Pensions	0.00	0.00
51-040-00 - Duty Disability Pensions	3,401.34	3,401.34
51-050-00 - Occupational Disease Pensions	0.00	0.00
51-060-00 - Surviving Spouse Pensions	0.00	0.00
51-070-00 - Children's Pensions	0.00	0.00
51-080-00 - Parent's Pensions	0.00	0.00
51-090-00 - Handicapped Annuitant Pensions	0.00	0.00
51-100-00 - Refund of Contributions	0.00	0.00
51-110-00 - Transfers to Other Pensions	0.00	0.00
	<u>34,223.24</u>	<u>34,223.24</u>
<u>Administrative</u>		
<u>Professional Services</u>		
52-170-05 - Legal Services	<u>3,266.34</u>	<u>3,266.34</u>
	<u>3,266.34</u>	<u>3,266.34</u>
<u>Investment</u>		
52-190-01 - Investment Manager/Advisor Fees	<u>5,679.59</u>	<u>5,679.59</u>
	<u>5,679.59</u>	<u>5,679.59</u>
Total Administrative	<u>8,945.93</u>	<u>8,945.93</u>
Total Expenses	<u><u>43,169.17</u></u>	<u><u>43,169.17</u></u>

See Accountants' Compilation Report

Barrington Hills Police Pension Fund
Member Contribution Report
As of Month Ended January 31, 2015

Name	Thru Prior Fiscal Year	Current Fiscal Year	Service Purchase	Refunds	Total Contributions
Baird, Brian D.	\$ 86,609.27	724.76	0.00	0.00	87,334.03
Borck, Todd M.	100,881.66	845.30	0.00	0.00	101,726.96
Caputo, Dominic V.	119,350.27	724.76	0.00	0.00	120,075.03
Colditz, Joseph S.	114,731.91	933.20	0.00	0.00	115,665.11
Currie, Jason D.	37,763.63	774.31	0.00	0.00	38,537.94
Deutschle, Gary	66,547.92	724.76	0.00	0.00	67,272.68
Hensler, Jeremy J.	71,299.88	724.76	0.00	0.00	72,024.64
Johnson, Mark E.	55,945.60	724.76	0.00	0.00	56,670.36
Kann, David M.	101,451.59	845.30	0.00	0.00	102,296.89
McKinney, Patrick J.	71,537.01	724.76	0.00	0.00	72,261.77
Parada, Sabas	63,362.32	724.76	0.00	0.00	64,087.08
Riedel, Ronald W.	108,626.82	845.30	0.00	0.00	109,472.12
Ruffin, Ronald L.	69,522.87	724.76	0.00	0.00	70,247.63
Semelsberger, Richard W.	136,950.08	991.00	0.00	0.00	137,941.08
Stokes, Erik E.	99,368.20	724.76	0.00	0.00	100,092.96
Underwood, Curt A.	117,021.59	891.90	0.00	0.00	117,913.49
Total	1,420,970.62	12,649.15	0.00	0.00	1,433,619.77

Batches 13378

Barrington Hills Police Pension Fund

Multiple Batch Report

Check Date 1/30/2015

SSN	Family ID	Employee Name Alt Payee Name	ACH	Check #	Net Amount	Member Gross	Federal Tax
<u>Duty Disability</u>							
***-**-1358							
	100511	Fernandez, Alexander	<input checked="" type="checkbox"/>	0	\$3,401.34	\$3,401.34	\$0.00
		***-**-1358 Subtotal:			\$3,401.34	\$3,401.34	\$0.00
		Duty Disability Subtotal:			\$3,401.34	\$3,401.34	\$0.00
<u>Service</u>							
***-**-0193							
	100510	Schuld, Alfred W.	<input checked="" type="checkbox"/>	0	\$5,594.72	\$6,486.44	\$891.72
		***-**-0193 Subtotal:			\$5,594.72	\$6,486.44	\$891.72
***-**-6816							
	100512	Prinner, Terry L.	<input checked="" type="checkbox"/>	0	\$4,651.37	\$5,200.88	\$549.51
		***-**-6816 Subtotal:			\$4,651.37	\$5,200.88	\$549.51
***-**-1074							
	100513	Gallagher, Michael B.	<input checked="" type="checkbox"/>	0	\$4,643.66	\$5,602.83	\$959.17
		***-**-1074 Subtotal:			\$4,643.66	\$5,602.83	\$959.17
***-**-1667							
	103733	Murphy, Michael N.	<input checked="" type="checkbox"/>	0	\$6,807.92	\$7,921.67	\$1,113.75
		***-**-1667 Subtotal:			\$6,807.92	\$7,921.67	\$1,113.75
***-**-2873							
	103734	Hammelmann, Gary A.	<input checked="" type="checkbox"/>	0	\$4,949.82	\$5,610.08	\$660.26
		***-**-2873 Subtotal:			\$4,949.82	\$5,610.08	\$660.26

Batches 13378

Barrington Hills Police Pension Fund

Multiple Batch Report

Check Date 1/30/2015

SSN	Family ID	Employee Name Alt Payee Name	ACH	Check #	Net Amount	Member Gross	Federal Tax
Service Subtotal:					\$26,647.49	\$30,821.90	\$4,174.41

Totals

ACH Flag	Payments	Net Payment Total	Gross	Federal Tax
Yes	6	\$30,048.83	\$34,223.24	\$4,174.41
No	0	\$0.00	\$0.00	\$0.00
Grand Total	6	\$30,048.83	\$34,223.24	\$4,174.41

Barrington Hills Police Pension Fund
Vendor Checks Report

11/01/14-01/31/15

Page 1

Vendor Name	Chk. No.	Check Date	Amount	
ROBBINS SCHWARTZ NICHOLAS LIFTON	30029	01/29/15	3,266.34	Electronic
WALL & ASSOCIATES	30030	01/29/15	5,679.59	Electronic
		TOTAL	<u>8,945.93</u>	

Barrington Hills Police Pension Fund: Account Aggregate

Performance History

by Account

Date Range

12/31/2008 - 1/31/2015

Account Number

Report Currency

USD

Portfolio Summary

Final Market Value:	7,963,991.58
Total Investment:	3,462,810.87
Average Annualized Return %	5.20
Cumulative Return %	36.11

Period Time	Portfolio monthly return%	Cumulative monthly return%
12/2008	0.11	0.11
01/2009	-0.12	-0.01
02/2009	0.10	0.09
03/2009	0.76	0.85
04/2009	0.29	1.14
05/2009	0.64	1.78
06/2009	0.00	1.78
07/2009	1.30	3.10
08/2009	1.01	4.14
09/2009	1.32	5.52
10/2009	0.04	5.56
11/2009	1.33	6.97
12/2009	-0.50	6.43
01/2010	0.37	6.82
02/2010	0.50	7.36
03/2010	0.58	7.99
04/2010	0.86	8.92
05/2010	-1.05	7.77
06/2010	-0.35	7.40
07/2010	1.95	9.49
08/2010	-0.59	8.85
09/2010	2.01	11.04
10/2010	1.23	12.40
11/2010	-0.42	11.92
12/2010	0.92	12.95

Barrington Hills Police Pension Fund: Account Aggregate

Performance History by Account

Date Range

12/31/2008 - 1/31/2015

Account Number

Report Currency

USD

Period Time	Portfolio monthly return%	Cumulative monthly return%
01/2011	0.44	13.45
02/2011	0.72	14.27
03/2011	0.04	14.31
04/2011	1.94	16.52
05/2011	-0.11	16.39
06/2011	-0.50	15.81
07/2011	-0.21	15.57
08/2011	-1.92	13.35
09/2011	-3.52	9.36
10/2011	3.22	12.88
11/2011	-0.49	12.32
12/2011	-0.09	12.22
01/2012	2.72	15.27
02/2012	1.02	16.44
03/2012	0.55	17.08
04/2012	0.20	17.31
05/2012	-1.72	15.29
06/2012	1.36	16.85
07/2012	0.76	17.75
08/2012	0.85	18.75
09/2012	0.86	19.77
10/2012	-0.27	19.45
11/2012	0.29	19.79
12/2012	0.52	20.42
01/2013	1.30	21.98
02/2013	0.55	22.65
03/2013	1.25	24.19
04/2013	0.95	25.36
05/2013	-0.62	24.58
06/2013	-1.25	23.03
07/2013	1.73	25.16
08/2013	-1.24	23.60
09/2013	1.98	26.06
10/2013	1.47	27.91
11/2013	0.76	28.88

Barrington Hills Police Pension Fund: Account Aggregate

Performance History by Account

Date Range
12/31/2008 - 1/31/2015

Account Number

Report Currency
USD

Period Time	Portfolio monthly return%	Cumulative monthly return%
12/2013	0.16	29.10
01/2014	-0.39	28.60
02/2014	1.83	30.95
03/2014	-0.16	30.74
04/2014	0.30	31.14
05/2014	1.10	32.58
06/2014	0.77	33.60
07/2014	-0.85	32.46
08/2014	1.67	34.67
09/2014	-1.23	33.01
10/2014	1.31	34.75
11/2014	1.28	36.48
12/2014	-0.30	36.06
01/2015	0.03	36.11
Annualized Return %		5.20