

Barrington Hills Police Pension Fund

Monthly Financial Report

For the Month Ended
April 30, 2014

Prepared by:

Lauterbach & Amen, LLP

Barrington Hills Police Pension Fund

Table of Contents

	Page
Accountant's Compilation Report.....	1-1
Financial Statements	
Statement of Net Position - Modified Cash Basis.....	2-1
Statement of Changes in Net Position - Modified Cash Basis.....	2-2
Other Supplementary Information	
Cash and Investments - Pie Chart.....	3-1
Cash Analysis Report.....	4-x
Cash Analysis Report - Graph.....	5-1
Revenue Report.....	6-x
Expenses - Bar Chart.....	7-1
Expense Report.....	8-x
Member Contribution Report.....	9-x
Payroll Journal.....	10-x
Quarterly Vendor Check Report.....	11-x

Accountant's Compilation Report

May 13, 2014

Members of the Pension Board of Trustees
Barrington Hills Police Pension Fund
Barrington Hills, IL 60010-5102

We have compiled the accompanying modified cash basis statement of net position of the Barrington Hills Police Pension Fund as of April 30, 2014 and the related modified cash basis statement of changes in net position for the four months then ended, and the accompanying other supplementary information as referred to in the table of contents. We have not audited or reviewed the accompanying financial statements and other supplementary information and, accordingly, do not express an opinion or provide any assurance about whether the financial statements and other supplementary information are in accordance with the modified cash basis of accounting.


Management is responsible for the preparation and fair presentation of the financial statements and other supplementary information in accordance with the modified cash basis of accounting and for designing, implementing, and maintaining internal controls relevant to the preparation and fair presentation of the financial statements and other supplementary information.

Our responsibility is to conduct the compilation in accordance with Statements for Standards and Review Services issued by the American Institute of Certified Public Accountants. The objective of a compilation is to assist the management in presenting financial information in the form of financial statements and other supplementary information without undertaking to obtain or provide any assurance that there are no material modifications that should be made to the financial statements and other supplementary information.

Management has elected to omit substantially all of the disclosures, Management Discussion and Analysis (MD&A), and Required Supplementary Information (RSI) required by the modified cash basis of accounting. If the omitted disclosures were included in the financial statements and other supplementary information, they might influence the user's conclusions about the Pension Fund's assets, liabilities, fund balance, revenues and expenses. Accordingly, these financial statements and other supplementary information are not designed for those who are not informed about such matters.

We are not independent with respect to the Barrington Hills Police Pension Fund.

Respectfully Submitted,



LAUTERBACH & AMEN, LLP

Financial Statements

Barrington Hills Police Pension Fund
Statement of Net Position - Modified Cash Basis
As of April 30, 2014

Assets

Cash and Cash Equivalents	\$ 311,255.23
Investments, at Fair Value	
Money Market Mutual Funds	111,461.13
Fixed Income	3,630,160.65
Mutual Funds	3,361,689.29
Total Cash and Investments	<u>7,414,566.30</u>
Accrued Interest	18,993.58
Prepays	<u>1,927.50</u>
Total Assets	<u>7,435,487.38</u>

Liabilities

Expenses Due/Unpaid	<u>12,306.66</u>
Total Liabilities	<u>12,306.66</u>

Net Position Held in Trust for Pension Benefits	<u><u>7,423,180.72</u></u>
--	----------------------------

Barrington Hills Police Pension Fund
Statement of Changes in Net Position - Modified Cash Basis
For the Four Months Ended April 30, 2014

Additions

Contributions - Employer	\$ 197,345.08
Contributions - Employee	<u>61,068.64</u>
Total Contributions	<u>258,413.72</u>
Investment Income	
Interest and Dividends Earned	33,617.36
Net Change in Fair Value	<u>82,022.84</u>
Total Investment Income	115,640.20
Less: Investment Expense	<u>(4,946.66)</u>
Net Investment Income	<u>110,693.54</u>
Total Additions	<u>369,107.26</u>

Deductions

Administration	7,559.35
Benefits and Refunds	
Benefits	80,751.56
Refunds	<u>0.00</u>
Total Deductions	<u>88,310.91</u>

Change in Position

280,796.35

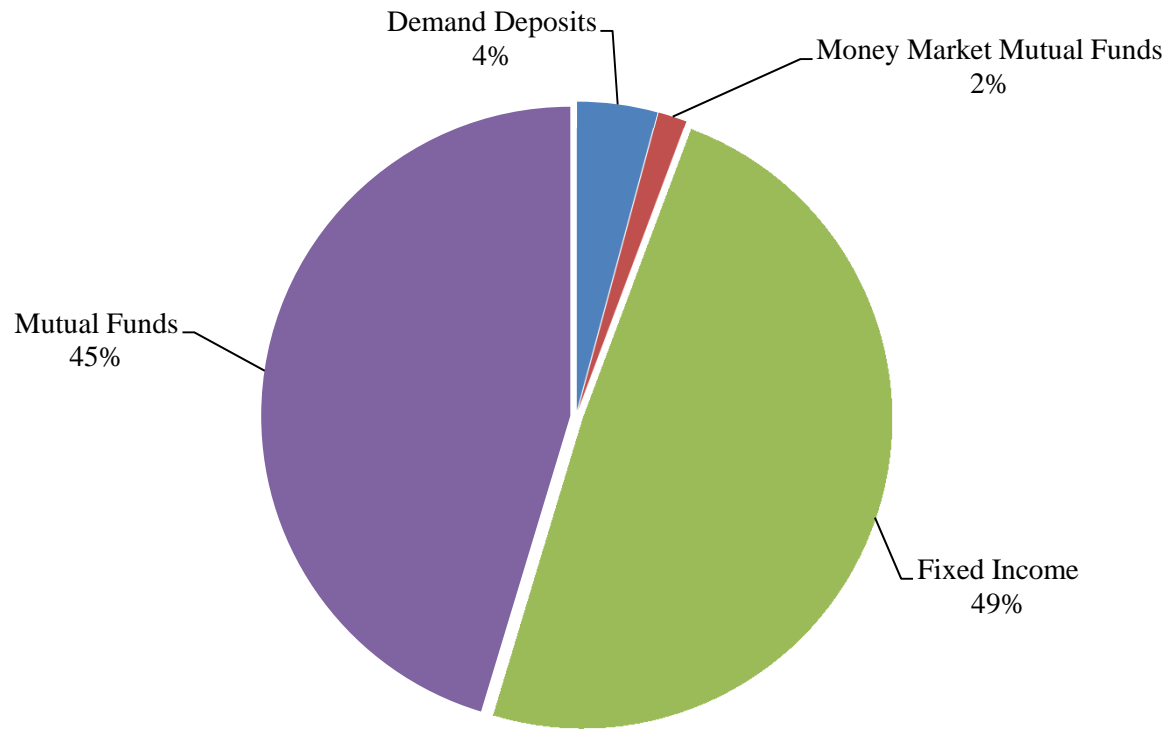
Net Position Held in Trust for Pension Benefits

Beginning of Year	<u>7,142,384.37</u>
End of Period	<u><u>7,423,180.72</u></u>

See Accountants' Compilation Report

Other Supplementary Information

Barrington Hills Police Pension Fund Cash and Investments

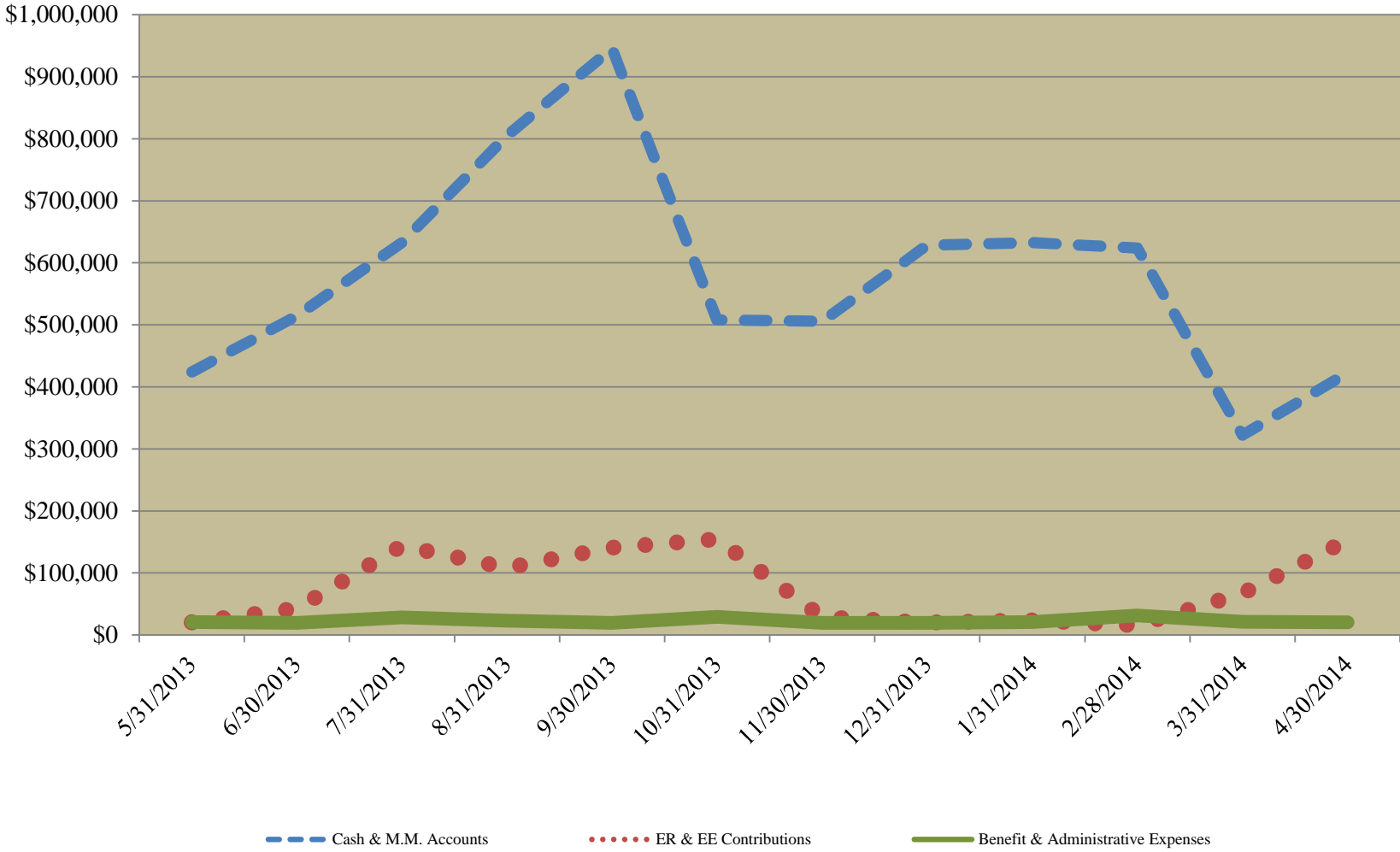


**Barrington Hills Police Pension Fund
Cash Analysis Report
For the Twelve Periods Ending April 30, 2014**

	5/31/13	6/30/13	7/31/13	8/31/13	9/30/13	10/31/13	11/30/13	12/31/13	1/31/14	2/28/14	3/31/14	4/30/14
<u>Financial Institutions</u>	<u>Balance</u>	<u>Balance</u>	<u>Balance</u>	<u>Balance</u>	<u>Balance</u>	<u>Balance</u>	<u>Balance</u>	<u>Balance</u>	<u>Balance</u>	<u>Balance</u>	<u>Balance</u>	<u>Balance</u>
CK - Harris Bank #321-494-7	8,812	10,000	1,504	10,000	10,000	366	10,000	10,000	9,550	10,000	10,000	10,000
CK - Illinois Funds #151600005	121,239	114,370	266,753	203,319	239,233	114,380	239,258	128,733	123,358	115,252	109,700	156,582
CK - Illinois Funds Reconciling Items	7,008	35,493	7,359	7,310	7,310	146,896	21,367	7,310	15,865	7,853	59,217	144,673
	<u>137,059</u>	<u>159,863</u>	<u>275,616</u>	<u>220,629</u>	<u>256,542</u>	<u>261,642</u>	<u>270,624</u>	<u>146,043</u>	<u>148,773</u>	<u>133,104</u>	<u>178,917</u>	<u>311,255</u>
MM - Charles Schwab #7469-8825	248,169	313,656	315,604	463,786	565,659	198,659	201,684	426,157	427,149	434,377	54,979	55,970
MM - Charles Schwab #1225-7340	38,866	40,738	41,281	120,450	123,616	47,402	33,189	56,603	56,603	56,368	88,107	55,491
	<u>287,035</u>	<u>354,394</u>	<u>356,885</u>	<u>584,237</u>	<u>689,274</u>	<u>246,061</u>	<u>234,873</u>	<u>482,760</u>	<u>483,752</u>	<u>490,745</u>	<u>143,086</u>	<u>111,461</u>
Totals	<u>424,095</u>	<u>514,257</u>	<u>632,501</u>	<u>804,865</u>	<u>945,817</u>	<u>507,702</u>	<u>505,498</u>	<u>628,802</u>	<u>632,525</u>	<u>623,849</u>	<u>322,003</u>	<u>422,716</u>
<u>Contributions</u>												
Current Tax - Village	6,454	27,786	116,678	93,476	125,992	139,586	14,057	5,496	8,361	349	51,664	136,971
Contributions - Current Year	14,016	14,714	27,269	14,620	14,620	14,843	14,620	14,620	15,055	15,206	15,305	15,503
	<u>20,470</u>	<u>42,500</u>	<u>143,946</u>	<u>108,096</u>	<u>140,611</u>	<u>154,429</u>	<u>28,677</u>	<u>20,115</u>	<u>23,416</u>	<u>15,555</u>	<u>66,969</u>	<u>152,474</u>
<u>Expenses</u>												
Benefits	19,699	19,699	19,699	19,699	19,699	19,699	19,699	19,699	20,188	20,188	20,188	20,188
Refunds/Transfers of Service	-	-	-	2,606	-	-	-	-	-	-	-	-
Administration	998	-	8,496	780	-	9,634	-	-	499	11,037	970	-
	<u>20,697</u>	<u>19,699</u>	<u>28,195</u>	<u>23,085</u>	<u>19,699</u>	<u>29,333</u>	<u>19,699</u>	<u>19,699</u>	<u>20,687</u>	<u>31,225</u>	<u>21,158</u>	<u>20,188</u>
Total Contributions less Expenses	<u>(227)</u>	<u>22,802</u>	<u>115,752</u>	<u>85,011</u>	<u>120,912</u>	<u>125,096</u>	<u>8,978</u>	<u>416</u>	<u>2,728</u>	<u>(15,670)</u>	<u>45,811</u>	<u>132,286</u>

See Accountants' Compilation Report

Barrington Hills Police Pension Fund Cash Analysis Summary

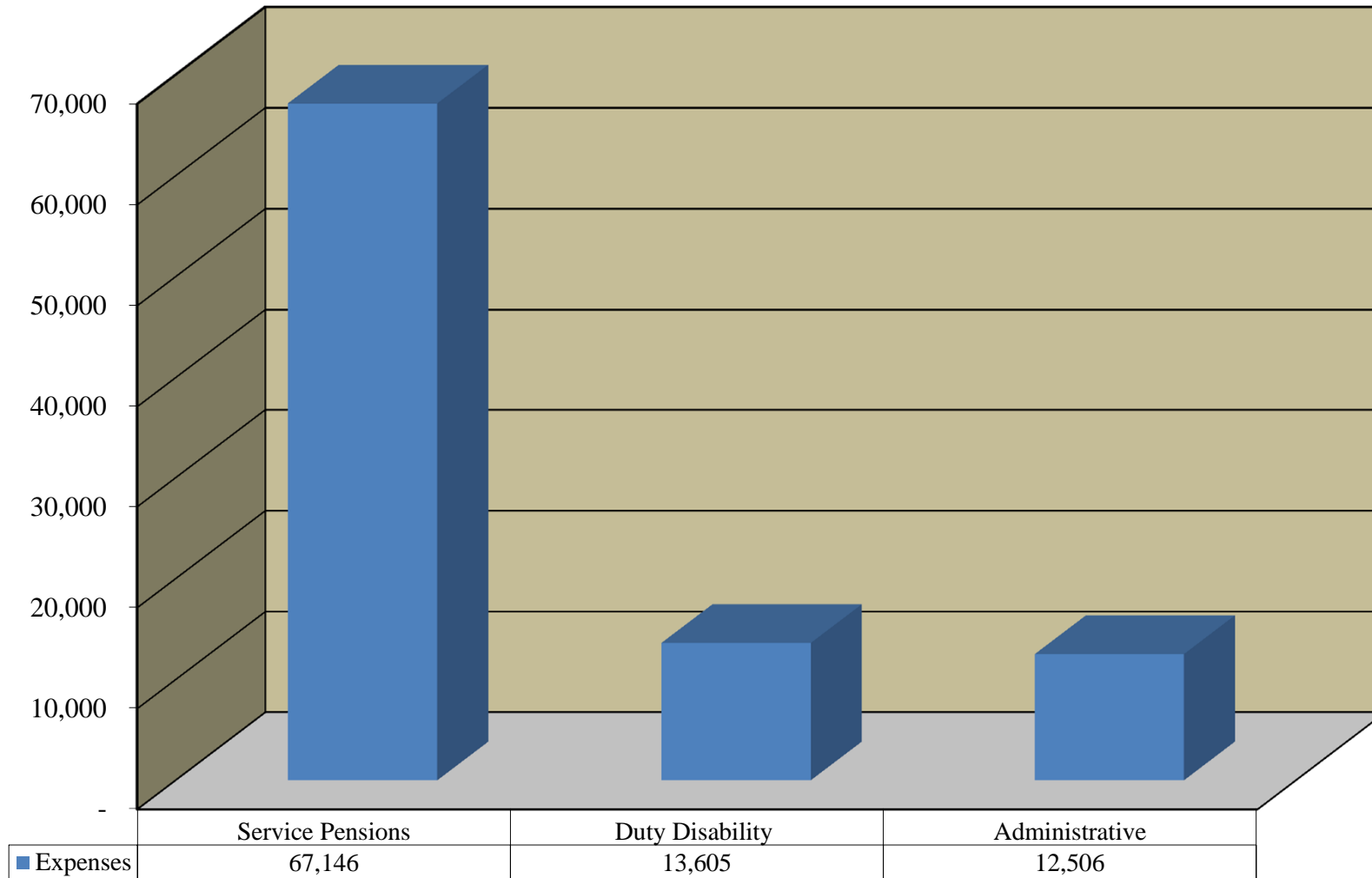


Barrington Hills Police Pension Fund

Revenue Report as of April 30, 2014

	<u>Received this Month</u>	<u>Received this Year</u>
<u>Revenues</u>		
<u>Municipal and Member Contributions</u>		
<u>Municipal Contributions</u>		
41-210-00 - Current Tax - Village	136,970.93	197,345.08
	136,970.93	197,345.08
<u>Member Contributions</u>		
41-410-00 - Contributions - Current Year	15,503.20	61,068.64
	15,503.20	61,068.64
Total Municipal and Member Contributions	152,474.13	258,413.72
<u>Investment Income</u>		
<u>Interest and Dividends</u>		
43-103-01 - CK - Illinois Funds #1-516-0000-5798	1.80	6.24
43-252-01 - Fixed Income - Schwab #7469-8825	345.14	27,240.40
43-550-01 - Equity - Schwab #7469-8825	1,204.86	4,307.81
43-550-03 - Equity - Schwab #1225-7340	0.00	1,544.16
	1,551.80	33,098.61
<u>Gains and Losses</u>		
44-252-01 - GL - Fixed Income - Schwab #7469-8825	9,407.59	40,548.55
44-550-01 - GL - Equity - Schwab #7469-8825	3,617.71	9,377.93
44-550-03 - GL - Equity - Schwab #1225-7340	2,801.92	32,096.36
	15,827.22	82,022.84
<u>Other Income</u>		
45-200-00 - Accrued Interest	6,578.12	468.75
49-000-01 - Other Income	50.00	50.00
	6,628.12	518.75
Total Investment Income	24,007.14	115,640.20
Total Revenues	176,481.27	374,053.92

Barrington Hills Police Pension Fund Expenses



Barrington Hills Police Pension Fund

Expense Report as of April 30, 2014

	<u>Expended this Month</u>	<u>Expended this Year</u>
<u>Expenses</u>		
<u>Pensions and Benefits</u>		
51-020-00 - Service Pensions	16,786.55	67,146.20
51-030-00 - Non-Duty Disability Pensions	0.00	0.00
51-040-00 - Duty Disability Pensions	3,401.34	13,605.36
51-050-00 - Occupational Disease Pensions	0.00	0.00
51-060-00 - Surviving Spouse Pensions	0.00	0.00
51-070-00 - Children's Pensions	0.00	0.00
51-080-00 - Parent's Pensions	0.00	0.00
51-090-00 - Handicapped Annuitant Pensions	0.00	0.00
51-100-00 - Refund of Contributions	0.00	0.00
51-110-00 - Transfers to Other Pensions	0.00	0.00
	<u>20,187.89</u>	<u>80,751.56</u>
 <u>Administrative</u>		
<u>Professional Services</u>		
52-170-03 - Accounting & Bookkeeping Services	0.00	1,360.00
52-170-05 - Legal Services	0.00	4,275.00
	<u>0.00</u>	<u>5,635.00</u>
 <u>Investment</u>		
52-190-01 - Investment Manager/Advisor Fees	0.00	4,946.66
	<u>0.00</u>	<u>4,946.66</u>
 <u>Other Expense</u>		
52-290-25 - Conference/Seminar Fees	0.00	850.00
52-290-26 - Association Dues	0.00	1,025.00
52-290-30 - Supplies Expense	0.00	49.35
	<u>0.00</u>	<u>1,924.35</u>
 Total Administrative	 <u>0.00</u>	 <u>12,506.01</u>
 Total Expenses	 <u>20,187.89</u>	 <u>93,257.57</u>

See Accountants' Compilation Report

Barrington Hills Police Pension Fund
Member Contribution Report
As of Month Ended April 30, 2014

Name	Thru Prior Fiscal Year	Current Fiscal Year	Service Purchase	Refunds	Total Contributions
Baird, Brian D.	\$ 77,813.05	2,899.04	0.00	0.00	80,712.09
Borck, Todd M.	90,837.92	3,413.98	0.00	0.00	94,251.90
Caputo, Dominic V.	110,454.95	2,899.04	0.00	0.00	113,353.99
Colditz, Joseph S.	103,964.75	3,547.76	0.00	0.00	107,512.51
Currie, Jason D.	29,066.51	2,899.04	0.00	0.00	31,965.55
Deutschle, Gary	58,002.57	2,948.59	0.00	0.00	60,951.16
Hammelmann, Gary A.	113,209.58	2,899.04	0.00	0.00	116,108.62
Hensler, Jeremy J.	62,553.21	2,948.59	0.00	0.00	65,501.80
Johnson, Mark E.	47,198.93	2,899.04	0.00	0.00	50,097.97
Kann, David M.	91,407.85	3,413.98	0.00	0.00	94,821.83
Klasen, Catherine A.	38,604.14	2,945.87	0.00	0.00	41,550.01
McKinney, Patrick J.	62,790.34	2,948.59	0.00	0.00	65,738.93
Murphy, Michael N.	153,841.82	4,618.04	0.00	0.00	158,459.86
Parada, Sabas	54,615.65	2,899.04	0.00	0.00	57,514.69
Riedel, Ronald W.	98,558.30	3,438.76	0.00	0.00	101,997.06
Ruffin, Ronald L.	60,776.20	2,899.04	0.00	0.00	63,675.24
Semelsberger, Richard W.	125,404.92	3,980.52	0.00	0.00	129,385.44
Stokes, Eric E.	90,463.58	2,899.04	0.00	0.00	93,362.62
Underwood, Curt A.	106,254.43	3,671.64	0.00	0.00	109,926.07
Total	1,575,818.70	61,068.64	0.00	0.00	1,636,887.34

Barrington Hills Police Pension Fund Payroll Journal

Pay Description	Amount	Withholdings	Amount	Deduction Desc.	Amount
10050 - ALEXANDER FERNANDEZ Check #10531 04/30/14					
Duty Disability-NT	3,401.34			Direct Deposit	3,401.34
TOTALS	<u>3,401.34</u>		<u>0.00</u>		<u>3,401.34</u>
				NET PAY:	0.00
10150 - MICHAEL B. GALLAGHER Check #10532 04/30/14					
Retirement (Service)	5,439.64	Federal W/H	934.70	Direct Deposit	4,504.94
TOTALS	<u>5,439.64</u>		<u>934.70</u>		<u>4,504.94</u>
				NET PAY:	0.00
10250 - TERRY L. PRINNER Check #10533 04/30/14					
Retirement (Service)	5,049.40	Federal W/H	526.79	Direct Deposit	4,522.61
TOTALS	<u>5,049.40</u>		<u>526.79</u>		<u>4,522.61</u>
				NET PAY:	0.00
10300 - ALFRED W. SCHULD Check #10534 04/30/14					
Retirement (Service)	6,297.51	Federal W/H	863.38	Direct Deposit	5,434.13
TOTALS	<u>6,297.51</u>		<u>863.38</u>		<u>5,434.13</u>
				NET PAY:	0.00

Barrington Hills Police Pension Fund Payroll Journal

Pay Description	Amount	Withholdings	Amount	Deduction Desc.	Amount
Company Totals Number of Checks: 4					
Duty Disability-NT	3,401.34	Federal W/H	2,324.87	Direct Deposit	17,863.02
Retirement (Service)	<u>16,786.55</u>				
TOTALS	<u>20,187.89</u>		<u>2,324.87</u>		<u>17,863.02</u>
				NET PAY:	0.00

Barrington Hills Police Pension Fund

Vendor Checks Report

02/01/14-04/30/14

Vendor Name	Chk. No.	Check Date	Amount	
IPPPFA	70027	02/04/14	775.00	Electronic
ROBBINS SCHWARTZ NICHOLAS LIFTON	70028	02/04/14	4,275.00	Electronic
WALL & ASSOCIATES	70029	02/04/14	4,946.66	Electronic
		Subtotal	<u>9,996.66</u>	
NIU	30025	02/05/14	200.00	
IPPPFA	70031	02/07/14	450.00	Electronic
LAUTERBACH & AMEN, LLP	70030	02/10/14	390.00	Electronic
LAUTERBACH & AMEN, LLP	70032	03/10/14	970.00	Electronic
		TOTAL	<u>12,006.66</u>	

Barrington Hills Police Pension Fund: Account Aggregate

Performance History

by Account

Date Range
12/31/2008 - 4/30/2014

Account Number

Report Currency
USD

Portfolio Summary

Final Market Value:	7,278,965.01
Total Investment:	3,048,115.98
Average Annualized Return %	5.22
Cumulative Return %	31.14

Period Time	Portfolio monthly return%	Cumulative monthly return%
12/2008	0.11	0.11
01/2009	-0.12	-0.01
02/2009	0.10	0.09
03/2009	0.76	0.85
04/2009	0.29	1.14
05/2009	0.64	1.78
06/2009	0.00	1.78
07/2009	1.30	3.10
08/2009	1.01	4.14
09/2009	1.32	5.52
10/2009	0.04	5.56
11/2009	1.33	6.97
12/2009	-0.50	6.43
01/2010	0.37	6.82
02/2010	0.50	7.36
03/2010	0.58	7.99
04/2010	0.86	8.92
05/2010	-1.05	7.77
06/2010	-0.35	7.40
07/2010	1.95	9.49
08/2010	-0.59	8.85
09/2010	2.01	11.04
10/2010	1.23	12.40
11/2010	-0.42	11.92
12/2010	0.92	12.95

Barrington Hills Police Pension Fund: Account Aggregate

Performance History

by Account

Date Range

12/31/2008 - 4/30/2014

Account Number

Report Currency

USD

Period Time	Portfolio monthly return%	Cumulative monthly return%
01/2011	0.44	13.45
02/2011	0.72	14.27
03/2011	0.04	14.31
04/2011	1.94	16.52
05/2011	-0.11	16.39
06/2011	-0.50	15.81
07/2011	-0.21	15.57
08/2011	-1.92	13.35
09/2011	-3.52	9.36
10/2011	3.22	12.88
11/2011	-0.49	12.32
12/2011	-0.09	12.22
01/2012	2.72	15.27
02/2012	1.02	16.44
03/2012	0.55	17.08
04/2012	0.20	17.31
05/2012	-1.72	15.29
06/2012	1.36	16.85
07/2012	0.76	17.75
08/2012	0.85	18.75
09/2012	0.86	19.77
10/2012	-0.27	19.45
11/2012	0.29	19.79
12/2012	0.52	20.42
01/2013	1.30	21.98
02/2013	0.55	22.65
03/2013	1.25	24.19
04/2013	0.95	25.36
05/2013	-0.62	24.58
06/2013	-1.25	23.03
07/2013	1.73	25.16
08/2013	-1.24	23.60
09/2013	1.98	26.06
10/2013	1.47	27.91
11/2013	0.78	28.91

Barrington Hills Police Pension Fund: Account Aggregate

Performance History

by Account

Date Range
12/31/2008 - 4/30/2014

Account Number

Report Currency
USD

Period Time	Portfolio monthly return%	Cumulative monthly return%
12/2013	0.14	29.09
01/2014	-0.37	28.60
02/2014	1.84	30.97
03/2014	-0.19	30.71
04/2014	0.33	31.14
Annualized Return %		5.22