

Barrington Hills Police Pension Fund

Monthly Financial Report

For the Month Ended

May 31, 2017

Prepared By



Lauterbach & Amen, LLP

CERTIFIED PUBLIC ACCOUNTANTS

Barrington Hills Police Pension Fund

Table of Contents

	Starting on Page
Accountants' Compilation Report.....	1-1
Financial Statements	
Statement of Net Position - Modified Cash Basis.....	2-1
Statement of Changes in Net Position - Modified Cash Basis.....	2-2
Other Supplementary Information	
Cash & Investments - Pie Chart.....	3-1
Cash Analysis Report.....	4-1
Cash Analysis Summary - Graph.....	5-1
Revenue Report.....	6-1
Expenses - Bar Chart.....	7-1
Expense Report.....	8-1
Member Contribution Report.....	9-1
Payroll Batch Report.....	10-1
Quarterly Vendor Check Report.....	11-1



Accountants' Compilation Report



June 23, 2017

Barrington Hills Police Pension Fund
112 Algonquin Road
Barrington Hills, IL 60010-5102

To Members of the Pension Board:

Management is responsible for the accompanying statement of net position - modified cash basis of the Barrington Hills Police Pension Fund as of May 31, 2017 and the related statement of changes in net position - modified cash basis for the five months then ended and determining that the modified cash basis of accounting is an acceptable financial reporting framework. We have performed the compilation engagement in accordance with Statements for Standards and Review Services promulgated by the Accounting and Review Services Committee of the American Institute of Certified Public Accountants. We did not audit or review the accompanying financial statements nor were we required to perform any procedures to verify the accuracy or completeness of the information provided by management. Accordingly, we do not express an opinion, a conclusion, nor provide any form of assurance on the financial statements.

The financial statements are prepared in accordance with the modified cash basis of accounting, which is a basis of accounting other than accounting principles generally accepted in the United States of America.

Management has elected to omit substantially all of the disclosures included in financial statements prepared in accordance with the modified cash basis of accounting. If the omitted disclosures were included in the financial statements and other supplementary information, they might influence the user's conclusions about the Pension Fund's assets, liabilities, net position, additions and deductions. Accordingly, these financial statements and other supplementary information are not designed for those who are not informed about such matters.

Other Matter

The other supplementary information is presented for purposes of additional analysis and is not a required part of the basic financial statements. This information is the representation of management. The information was subject to our compilation engagement. We have not audited or reviewed the other supplementary information nor were we required to perform any procedures to verify the accuracy or completeness of the information provided by management. Accordingly, we do not express an opinion, a conclusion, nor provide any form of assurance on the other supplementary information.

We are not independent with respect to the Barrington Hills Police Pension Fund.

Cordially,

Lauterbach & Amen, LLP

Lauterbach & Amen, LLP



Financial Statements

Barrington Hills Police Pension Fund
Statement of Net Position - Modified Cash Basis
As of May 31, 2017

Assets

Cash and Cash Equivalents	\$ 18,802.34
Investments at Fair Market Value	
Money Market Mutual Funds	407,749.69
Illinois Funds	98,076.28
Fixed Income	4,780,754.38
Mutual Funds	4,318,985.30
Total Cash and Investments	<u>9,624,367.99</u>
Accrued Interest	19,983.42
Prepays	<u>2,529.17</u>
Total Assets	<u>9,646,880.58</u>

Liabilities

Expenses Due/Unpaid	13,693.24
Due to Municipality	<u>23,020.04</u>
Total Liabilities	<u>36,713.28</u>

Net Position Held in Trust for Pension Benefits	<u><u>9,610,167.30</u></u>
--	-----------------------------------

Barrington Hills Police Pension Fund
Statement of Changes in Net Position - Modified Cash Basis
For the Five Months Ended May 31, 2017

Additions

Contributions - Municipal	\$ 216,222.37
Contributions - Members	67,788.41
Total Contributions	<u>284,010.78</u>
Investment Income	
Interest and Dividends Earned	53,224.03
Net Change in Fair Value	345,823.27
Total Investment Income	<u>399,047.30</u>
Less Investment Expense	(13,437.69)
Net Investment Income	<u>385,609.61</u>
Total Additions	<u>669,620.39</u>

Deductions

Administration	16,426.07
Pension Benefits and Refunds	
Pension Benefits	182,654.80
Refunds	0.00
Total Deductions	<u>199,080.87</u>

Change in Position **470,539.52**

Net Position Held in Trust for Pension Benefits

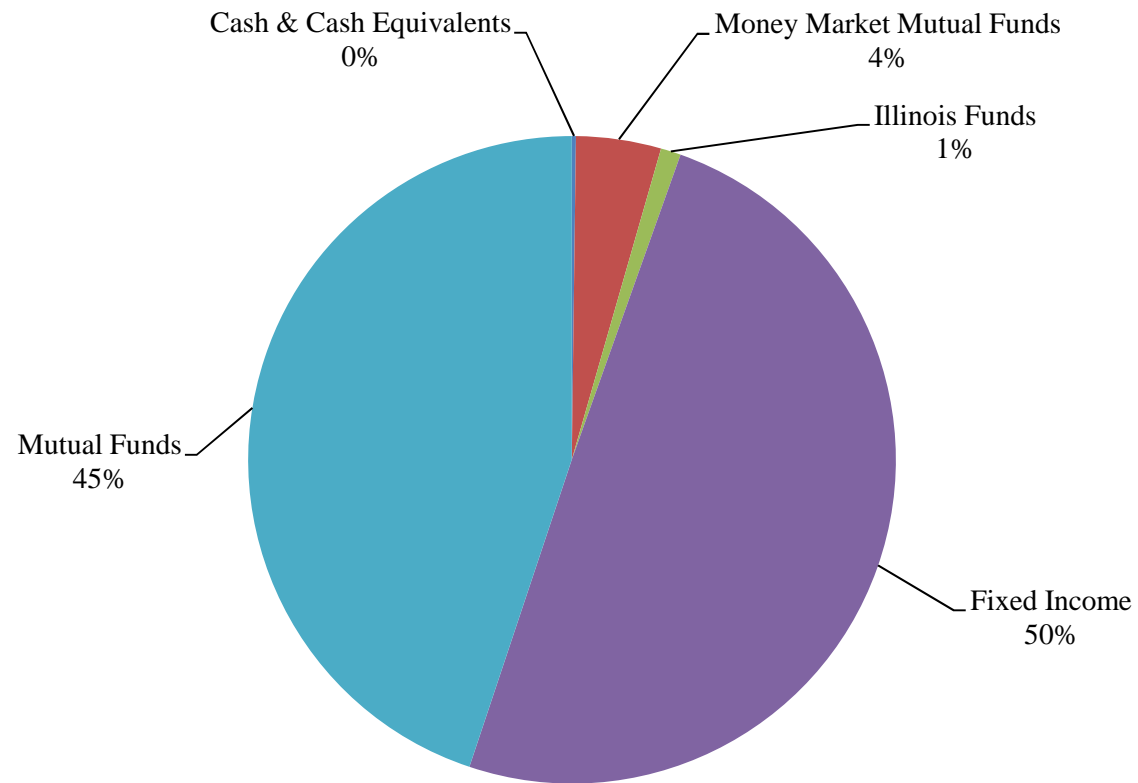
Beginning of Year	<u>9,139,627.78</u>
End of Period	<u>9,610,167.30</u>



Other Supplementary Information

Barrington Hills Police Pension Fund

Cash and Investments



Barrington Hills Police Pension Fund

Cash Analysis Report

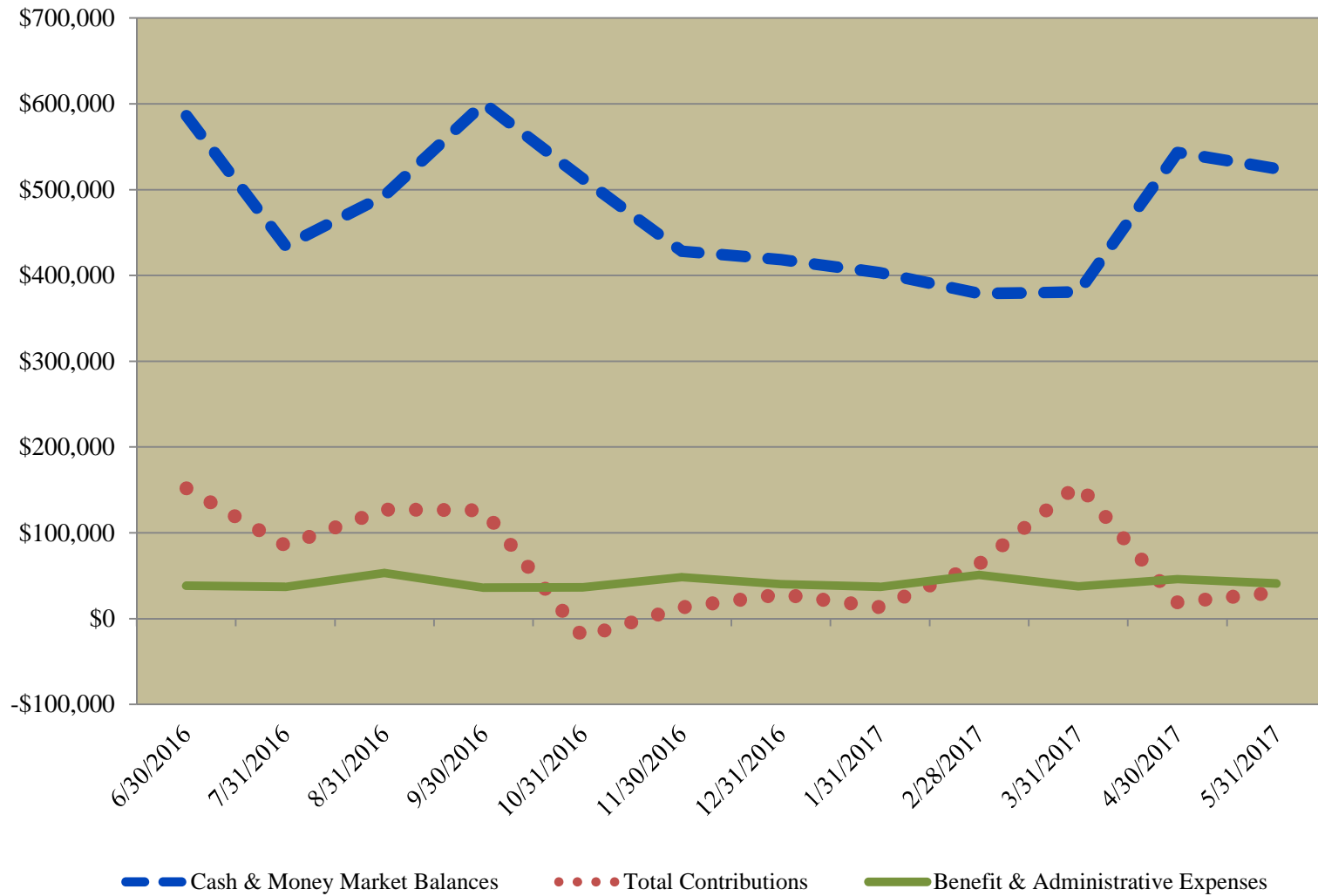
For the Twelve Periods Ending May 31, 2017

		<u>06/30/16</u>	<u>07/31/16</u>	<u>08/31/16</u>	<u>09/30/16</u>	<u>10/31/16</u>	<u>11/30/16</u>	<u>12/31/16</u>	<u>01/31/17</u>	<u>02/28/17</u>	<u>03/31/17</u>	<u>04/30/17</u>	<u>05/31/17</u>
<u>Financial Institutions</u>													
Harris Bank - CK	#321-494-7	\$ 7,261	22,520	22,520	9,575	10,000	10,000	10,000	23,501	30,226	29,403	21,131	18,802
		<u>7,261</u>	<u>22,520</u>	<u>22,520</u>	<u>9,575</u>	<u>10,000</u>	<u>10,000</u>	<u>10,000</u>	<u>23,501</u>	<u>30,226</u>	<u>29,403</u>	<u>21,131</u>	<u>18,802</u>
Schwab - MM	#7469-8825	220,452	18,661	99,896	204,585	136,081	98,488	102,845	109,314	121,049	129,044	130,177	314,027
Schwab - MM	#1225-7340	106,396	108,051	85,975	98,592	99,811	101,258	123,592	125,084	126,599	93,709	93,714	93,723
Illinois Funds - MM	#1600005798	123,134	213,335	170,579	174,857	266,958	218,658	182,181	145,312	101,082	128,741	298,307	98,076
Illinois Funds - MM - Reconciling		129,093	72,299	114,182	113,081	-	-	-	-	-	-	-	-
		<u>579,075</u>	<u>412,346</u>	<u>470,632</u>	<u>591,115</u>	<u>502,850</u>	<u>418,404</u>	<u>408,618</u>	<u>379,710</u>	<u>348,730</u>	<u>351,494</u>	<u>522,198</u>	<u>505,826</u>
Total		<u>586,336</u>	<u>434,866</u>	<u>493,152</u>	<u>600,690</u>	<u>512,850</u>	<u>428,404</u>	<u>418,618</u>	<u>403,211</u>	<u>378,956</u>	<u>380,897</u>	<u>543,329</u>	<u>524,628</u>
<u>Contributions</u>													
Current Tax - Village		138,041	72,299	114,182	113,081	(34,490)	-	12,887	-	50,624	142,688	5,202	17,709
Contributions - Current Year		<u>13,947</u>	<u>13,197</u>	<u>13,098</u>	<u>13,098</u>	<u>13,346</u>	<u>13,098</u>	<u>13,197</u>	<u>13,501</u>	<u>13,451</u>	<u>13,748</u>	<u>13,887</u>	<u>13,202</u>
		<u>151,988</u>	<u>85,496</u>	<u>127,280</u>	<u>126,179</u>	<u>(21,144)</u>	<u>13,098</u>	<u>26,084</u>	<u>13,501</u>	<u>64,075</u>	<u>156,436</u>	<u>19,089</u>	<u>30,911</u>
<u>Expenses</u>													
Pension Benefits		35,566	35,566	35,566	35,566	35,566	35,566	35,566	36,531	36,531	36,531	36,531	36,531
Administration		<u>2,739</u>	<u>1,300</u>	<u>17,645</u>	<u>425</u>	<u>830</u>	<u>12,821</u>	<u>4,529</u>	<u>425</u>	<u>14,488</u>	<u>1,070</u>	<u>9,481</u>	<u>4,400</u>
		<u>38,305</u>	<u>36,866</u>	<u>53,211</u>	<u>35,991</u>	<u>36,396</u>	<u>48,387</u>	<u>40,095</u>	<u>36,956</u>	<u>51,019</u>	<u>37,601</u>	<u>46,012</u>	<u>40,931</u>
Total Contributions less Expenses		<u>113,683</u>	<u>48,630</u>	<u>74,069</u>	<u>90,188</u>	<u>(57,540)</u>	<u>(35,289)</u>	<u>(14,011)</u>	<u>(23,455)</u>	<u>13,056</u>	<u>118,835</u>	<u>(26,923)</u>	<u>(10,020)</u>

See Accountants' Compilation Report

Barrington Hills Police Pension Fund

Cash Analysis Summary



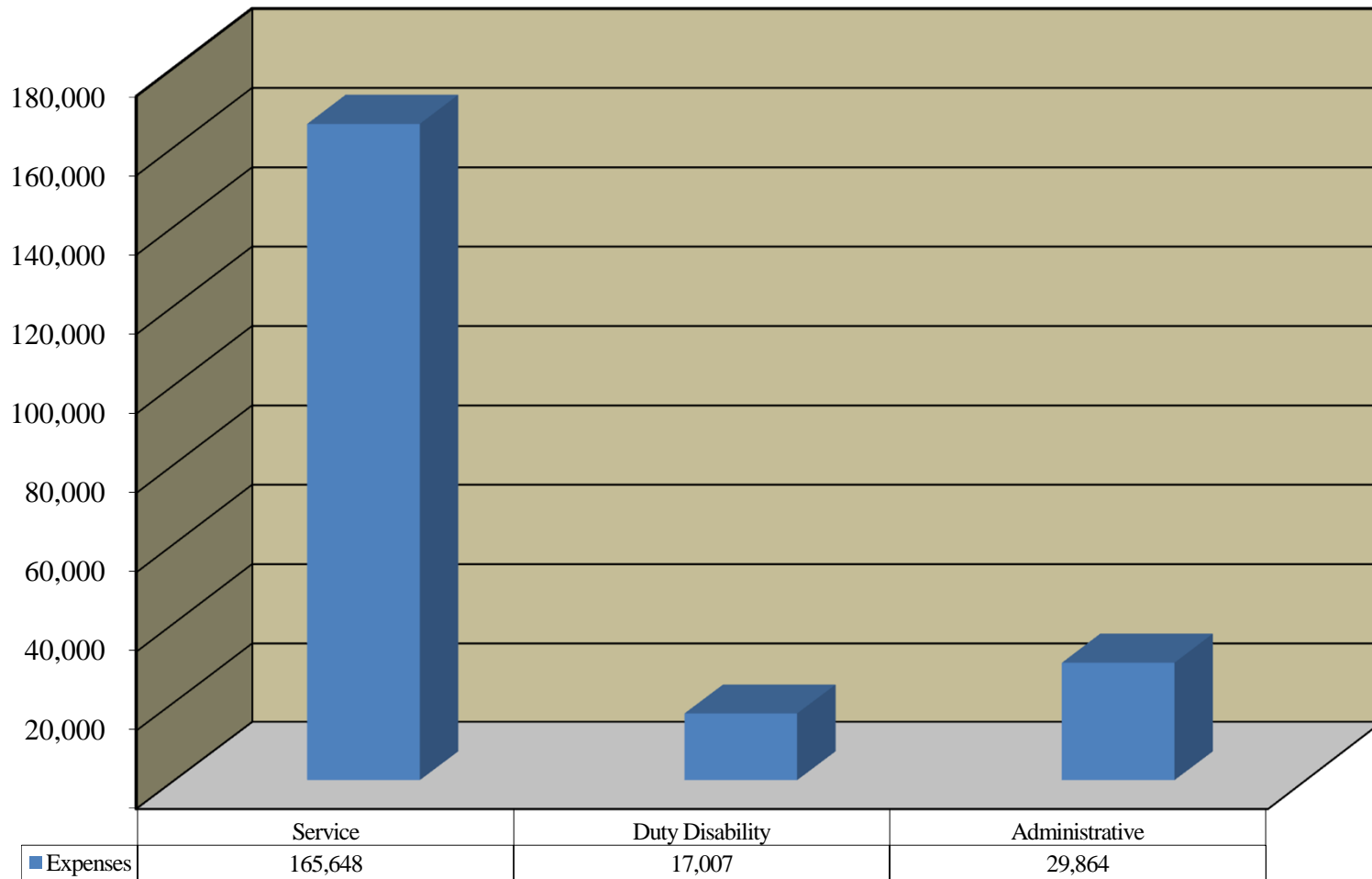
Barrington Hills Police Pension Fund

Revenue Report as of May 31, 2017

		<u>Received this Month</u>	<u>Received this Year</u>
<u>Contributions</u>			
Contributions - Municipal			
41-210-00 - Current Tax - Village		\$ 17,708.81	216,222.37
		<u>17,708.81</u>	<u>216,222.37</u>
Contributions - Members			
41-410-00 - Contributions - Current Year		<u>13,202.34</u>	<u>67,788.41</u>
		13,202.34	67,788.41
Total Contributions		<u>30,911.15</u>	<u>284,010.78</u>
<u>Investment Income</u>			
Interest and Dividends			
43-106-01 - Illinois Funds - Money Market	#1600005798	168.77	492.77
43-252-01 - Schwab - Fixed Income	#7469-8825	8,849.54	36,182.11
43-550-03 - Schwab - Stock Equities	#1225-7340	8.50	19,702.19
		<u>9,026.81</u>	<u>56,377.07</u>
Gains and Losses			
44-252-01 - Schwab - Fixed Income	#7469-8825	12,027.51	54,414.97
44-550-03 - Schwab - Stock Equities	#1225-7340	58,113.53	291,408.30
		<u>70,141.04</u>	<u>345,823.27</u>
Other Income			
45-200-00 - Accrued Interest		<u>(2,236.15)</u>	<u>(3,153.04)</u>
		(2,236.15)	(3,153.04)
Total Investment Income		<u>76,931.70</u>	<u>399,047.30</u>
Total Revenue		<u>107,842.85</u>	<u>683,058.08</u>

Barrington Hills Police Pension Fund

Pension Benefits and Expenses



Barrington Hills Police Pension Fund

Expense Report as of May 31, 2017

	<u>Expended this Month</u>	<u>Expended this Year</u>
<u>Pensions and Benefits</u>		
51-020-00 - Service Pensions	\$ 33,129.62	165,648.10
51-040-00 - Duty Disability Pensions	3,401.34	17,006.70
Total Pensions and Benefits	<u>36,530.96</u>	<u>182,654.80</u>
<u>Administrative</u>		
Professional Services		
52-170-01 - Actuarial Services	3,500.00	3,500.00
52-170-03 - Accounting & Bookkeeping Services	900.00	3,260.00
52-170-05 - Legal Services	0.00	6,546.07
	<u>4,400.00</u>	<u>13,306.07</u>
Investment		
52-190-01 - Investment Manager/Advisor Fees	0.00	13,437.69
	<u>0.00</u>	<u>13,437.69</u>
Other Expense		
52-290-25 - Conference/Seminar Fees	0.00	2,325.00
52-290-26 - Association Dues	0.00	795.00
	<u>0.00</u>	<u>3,120.00</u>
Total Administrative	<u>4,400.00</u>	<u>29,863.76</u>
Total Expenses	<u><u>40,930.96</u></u>	<u><u>212,518.56</u></u>

Barrington Hills Police Pension Fund
Member Contribution Report
As of Month Ended May 31, 2017

Name	Thru Prior Fiscal Year	Current Fiscal Year	Service Purchase	Refunds	Total Contributions
Baird, Brian D.	\$ 104,773.91	3,873.83	0.00	0.00	108,647.74
Borck, Todd M.	122,043.62	4,667.74	0.00	0.00	126,711.36
Caputo, Dominic V.	137,688.34	3,873.90	0.00	0.00	141,562.24
Colditz, Joseph S.	137,628.23	4,890.20	0.00	0.00	142,518.43
Currie, Jason D.	55,804.39	3,923.38	0.00	0.00	59,727.77
Deutschle, Gary A.	84,425.90	3,873.83	0.00	0.00	88,299.73
Hensler, Jeremy J.	89,439.74	3,972.93	0.00	0.00	93,412.67
Johnson, Mark E.	73,986.36	3,873.83	0.00	0.00	77,860.19
Kann, David M.	122,613.55	4,667.74	0.00	0.00	127,281.29
McKinney, Patrick J.	89,676.87	3,972.93	0.00	0.00	93,649.80
Parada, Sabas N.	81,452.63	3,873.83	0.00	0.00	85,326.46
Riedel, Ronald W.	129,788.78	4,692.51	0.00	0.00	134,481.29
Ruffin, Ronald L.	87,662.73	3,873.83	0.00	0.00	91,536.56
Semelsberger, Richard W.	161,398.08	5,518.30	0.00	0.00	166,916.38
Stokes, Erik E.	117,557.61	2,469.67	0.00	0.00	120,027.28
Underwood, Curt A.	138,915.67	4,822.38	0.00	0.00	143,738.05
Walega, Dennis C	0.00	947.58	0.00	0.00	947.58
Totals	1,734,856.41	67,788.41	0.00	0.00	1,802,644.82

Batches 25431

Barrington Hills Police Pension Fund

Multiple Batch Report

Check Date 5/31/2017 1

SSN	Family ID	Employee Name Alt Payee Name	ACH	Check #	Net Amount	Member Gross	Federal Tax
<u>Duty Disability</u>							
***-**-1358							
	100511	Fernandez, Alexander	<input checked="" type="checkbox"/>	0	\$3,401.34	\$3,401.34	\$0.00
				***-**-1358 Subtotal:	\$3,401.34	\$3,401.34	\$0.00
				Duty Disability Subtotal:	\$3,401.34	\$3,401.34	\$0.00
<u>Service</u>							
***-**-1074							
	100513	Gallagher, Michael B.	<input checked="" type="checkbox"/>	0	\$4,938.27	\$5,944.04	\$1,005.77
				***-**-1074 Subtotal:	\$4,938.27	\$5,944.04	\$1,005.77
***-**-2873							
	103734	Hammelmann, Gary A.	<input checked="" type="checkbox"/>	0	\$5,396.57	\$6,130.28	\$733.71
				***-**-2873 Subtotal:	\$5,396.57	\$6,130.28	\$733.71
***-**-1667							
	103733	Murphy, Michael N.	<input checked="" type="checkbox"/>	0	\$6,871.00	\$8,656.22	\$1,785.22
				***-**-1667 Subtotal:	\$6,871.00	\$8,656.22	\$1,785.22
***-**-6816							
	100512	Prinner, Terry L.	<input checked="" type="checkbox"/>	0	\$4,541.24	\$5,517.62	\$976.38
				***-**-6816 Subtotal:	\$4,541.24	\$5,517.62	\$976.38
***-**-0193							
	100510	Schuld, Alfred W.	<input checked="" type="checkbox"/>	0	\$5,935.07	\$6,881.46	\$946.39
				***-**-0193 Subtotal:	\$5,935.07	\$6,881.46	\$946.39

See Accountants' Compilation Report

Batches 25431

Barrington Hills Police Pension Fund

Multiple Batch Report

Check Date 5/31/2017 1

SSN	Family ID	Employee Name Alt Payee Name	ACH	Check #	Net Amount	Member Gross	Federal Tax
Service Subtotal:					\$27,682.15	\$33,129.62	\$5,447.47

Totals

ACH Flag	Payments	Net Payment Total	Gross	Federal Tax
Yes	6	\$31,083.49	\$36,530.96	\$5,447.47
No	0	\$0.00	\$0.00	\$0.00
Grand Total	6	\$31,083.49	\$36,530.96	\$5,447.47

Barrington Hills Police Pension Fund

Quarterly Vendor Check Report

All Bank Accounts
March 1, 2017 - May 31, 2017

Date	Check Number	Vendor Name	Invoice Amount	Check Amount
03/30/17	30103	Lauterbach & Amen, LLP		
		52-170-03 #20259 01/17 Accounting & Benefits	440.00	
		52-170-03 #20862 02/17 Accounting & Benefits	440.00	
		52-170-03 #20525 FYE16 1099's	190.00	
		ACH Amount (Direct Deposit)		<u>1,070.00</u>
03/31/17	30102	Internal Revenue Service		
		20-230-00 Internal Revenue Service	5,447.47	
		ACH Amount (Direct Deposit)		<u>5,447.47</u>
04/26/17	30108	George Panos*		
		52-290-25 Reimburse IPPFA Online Registration	250.00	
		Check Amount		<u>250.00</u>
04/27/17	30105	Lauterbach & Amen, LLP		
		52-170-03 #21279 03/17 Accounting & Benefits	440.00	
		ACH Amount (Direct Deposit)		<u>440.00</u>
04/27/17	30106	IPPFA		
		52-290-25 Conference Fee	2,075.00	
		ACH Amount (Direct Deposit)		<u>2,075.00</u>
04/27/17	30107	Wall & Associates		
		52-190-01 1Q17 Management/Advisor Fee	6,715.52	
		ACH Amount (Direct Deposit)		<u>6,715.52</u>
04/28/17	30104	Internal Revenue Service		
		20-230-00 Internal Revenue Service	5,447.47	
		ACH Amount (Direct Deposit)		<u>5,447.47</u>
05/30/17	30110	Lauterbach & Amen, LLP		
		52-170-03 #21794 04/17 Accounting & Benefits	440.00	
		52-170-01 #22111 FYE17 Actuarial	1,750.00	
		52-170-01 #22111 FYE16 GASB 67/68	1,750.00	
		52-170-03 #21660 FYE16 Workpapers	460.00	
		ACH Amount (Direct Deposit)		<u>4,400.00</u>
05/31/17	30109	Internal Revenue Service		
		20-230-00 Internal Revenue Service	5,447.47	
		ACH Amount (Direct Deposit)		<u>5,447.47</u>
		Total Payments		<u><u>31,292.93</u></u>

Performance Summary

Net of Fees

Date Range
5/1/2017 - 5/31/2017

Client Name
Barrington Hills Police
Pension Fund

Account Name
Aggregated Accounts

Account Number

Currency
USD

Portfolio Summary

Beginning Market Value	9,551,797.28
Beginning Accrued Interest	21,886.52
Additions	175,000.00
Withdrawals	-200,399.49
Period Realized Gains/Losses ³	0.00
Period Unrealized Gains/Losses ²	70,141.04
Interest Income	9,026.81
Dividend Income	0.00
Management Fees	0.00
Ending Market Value	9,605,565.65
Ending Accrued Interest	19,857.08
Total Gain after Management Fees	77,138.42
Time Weighted Return %	0.81
Benchmark Return %	0.84
Average Annualized Return %	-
Annualized Benchmark Return %	-

Total Portfolio	1 Mo	3 Mo	YTD	1 Yr	3 Yr	5 Yr	Since Inception 12/31/2008
Time Weighted Return % ¹	0.81	1.55	4.37	6.75	3.96	5.26	4.54
40% S&P 500 55% BC Inter. Gov. Credit & 5% TBills % ¹	0.84	1.68	4.50	7.58	5.21	7.11	7.92
+/- Benchmark %	-0.03	-0.13	-0.13	-0.83	-1.25	-1.85	-3.38

1. Returns are annualized for periods greater than 1 year.

2. Period Unrealized Gains/Losses--Unrealized Gains/Losses of all securities held in account(s) based on market values at the end of the day before the first date of the report. For purchases made during the report period, the unrealized gain/loss is based on cost basis of those purchases.

3. Period Realized Gains/Losses--Realized Gains/Losses generated by all closing positions during the report period based on market value at the end of the day before the first date of the report. For purchases made during the report period, the realized gain/loss is based on cost basis of those purchases.

Barrington Hills Police Pension Fund: Aggregated Accounts

Portfolio Current Value

by Security Type

				Date	Account Number	Report Currency		
				5/31/2017		USD		
Security Name	Symbol	Units	Unit Cost	Total Cost	Price	Market Value	Percent Asset	Current Yield
Cash		-	-	407,749.69	-	407,749.69	4.24	0.00
Sweep Account		407,749.690	1.00	407,749.69	1.00	407,749.69	4.24	-
Exchange-Traded Fund		-	-	4,265,065.46	-	4,318,985.30	44.87	1.99
Consumer Discret Sel Sect SPDR® ETF	XLY	4,141.000	86.50	358,196.48	91.05	377,038.05	3.92	1.46
Consumer Staples Select Sector SPDR® ETF	XLP	5,410.000	54.93	297,164.89	56.64	306,422.40	3.18	2.34
Energy Select Sector SPDR® ETF	XLE	4,359.000	71.64	312,261.04	65.44	285,252.96	2.96	2.55
Financial Select Sector SPDR® ETF	XLF	30,471.000	24.76	754,466.91	23.25	708,450.75	7.36	1.66
Health Care Select Sector SPDR® ETF	XLV	5,979.000	75.34	450,462.81	76.08	454,882.32	4.73	1.50
Industrial Select Sector SPDR® ETF	XLI	5,364.000	66.04	354,240.29	67.52	362,177.28	3.76	1.93
iShares MSCI EAFE	EFA	5,355.000	63.79	341,616.17	66.06	353,751.30	3.68	2.68
iShares MSCI Emerging Markets	EEM	2,824.000	37.57	106,102.41	41.20	116,348.80	1.21	1.61
Materials Select Sector SPDR® ETF	XLB	1,246.000	52.09	64,908.47	53.08	66,137.68	0.69	1.84
SPDR® S&P Telecom ETF	XTL	407.000	70.10	28,531.58	70.81	28,819.63	0.30	1.16
Technology Select Sector SPDR® ETF	XLK	15,225.000	52.84	804,493.95	56.53	860,669.25	8.94	1.47
Utilities Select Sector SPDR® ETF	XLU	3,992.000	51.58	205,911.51	53.84	214,929.28	2.23	3.12
Vanguard REIT ETF	VNQ	2,240.000	83.35	186,708.95	82.19	184,105.60	1.91	4.44
Fixed Income		-	-	4,779,683.29	-	4,800,611.46	49.87	1.66
3M CO 2% DUE 06/26/22	88579YAF8	200,000.000	97.03	194,054.60	99.65	199,298.60	2.09	2.01
Accrued Interest						1,722.22		
APPLE INC 2.4% DUE 05/03/23	037833AK6	200,000.000	95.33	190,665.20	99.27	198,543.00	2.07	2.42

Barrington Hills Police Pension Fund: Aggregated Accounts

Portfolio Current Value

by Security Type

				Date 5/31/2017	Account Number	Report Currency USD		
Security Name	Symbol	Units	Unit Cost	Total Cost	Price	Market Value	Percent Asset	Current Yield
Accrued Interest						373.33		
CHEVRON CORP 2.355% DUE 12/05/22	166764AB6	200,000.000	97.15	194,291.39	99.70	199,403.00	2.09	2.36
Accrued Interest						2,184.92		
FED HOME LN BK 1.875% DUE 03/13/20	313378J77	500,000.000	97.62	488,118.00	101.09	505,432.00	5.27	1.85
Accrued Interest						2,057.29		
FHLB 1.125% DUE 07/14/21	3130A8QS5	1,150,000.000	99.63	1,145,753.50	97.75	1,124,097.40	11.73	1.15
Accrued Interest						4,923.44		
FHLB 1.375% DUE 02/18/21	3130A7CV5	800,000.000	99.56	796,447.00	98.96	791,676.80	8.26	1.39
Accrued Interest						3,147.22		
FNMA 1.625% DUE 11/27/18	3135G0YT4	500,000.000	100.63	503,165.50	100.48	502,390.00	5.22	1.62
Accrued Interest						90.28		
MICROSOFT CORP 2.375% DUE 05/01/23	594918AT1	200,000.000	98.41	196,818.19	99.84	199,688.20	2.08	2.38
Accrued Interest						395.83		
ORACLE CORP 2.4% DUE 09/15/23	68389XBL8	200,000.000	100.75	201,499.40	99.06	198,113.80	2.07	2.42
Accrued Interest						1,013.33		
TENNESSEE VALLEY 1.875% DUE 08/15/22	880591EN8	665,000.000	100.69	669,600.51	99.61	662,427.78	6.92	1.88
Accrued Interest						3,636.72		
WAL-MART STORES 1.125% DUE 04/11/18	931142DF7	200,000.000	99.64	199,270.00	99.84	199,683.80	2.08	1.13
Accrued Interest						312.50		
Money Market Fund		-	-	101,066.28	-	98,076.28	1.02	0.00
Illinois Funds Money Fund	IPTIP	98,076.280	1.03	101,066.28	1.00	98,076.28	1.02	-

Barrington Hills Police Pension Fund: Aggregated Accounts

Portfolio Current Value

by Security Type

Date
5/31/2017

Account Number

Report Currency
USD

Security Name	Symbol	Units	Unit Cost	Total Cost	Price	Market Value	Percent Asset	Current Yield
Total Portfolio		-	-	9,553,564.72	-	9,625,422.73	100.00	1.81

Performance Summary

Net of Fees

Date Range
5/1/2017 - 5/31/2017

Client Name
Barrington Hills Police
Pension Fund

Account Name
Barrington Hills FI

Account Number
74698825

Currency
USD

Portfolio Summary

Beginning Market Value	4,898,904.15
Beginning Accrued Interest	21,886.52
Additions	175,000.00
Withdrawals	0.00
Period Realized Gains/Losses ³	0.00
Period Unrealized Gains/Losses ²	12,027.52
Interest Income	8,849.54
Dividend Income	0.00
Management Fees	0.00
Ending Market Value	5,094,781.21
Ending Accrued Interest	19,857.08
Total Gain after Management Fees	18,847.62
Time Weighted Return %	0.38
Benchmark Return %	0.50
Average Annualized Return %	-
Annualized Benchmark Return %	-

Total Portfolio	1 Mo	3 Mo	YTD	1 Yr	3 Yr	5 Yr	Since Inception 12/31/2008
Time Weighted Return % ¹	0.38	1.15	1.79	0.58	1.74	1.42	2.34
BBgBarc US Govt/Credit Interm TR USD % ¹	0.50	1.17	1.91	1.40	1.95	1.83	3.28
+/- Benchmark %	-0.12	-0.02	-0.12	-0.82	-0.22	-0.41	-0.94
BBgBarc US Agency Interm TR USD % ¹	0.27	0.66	1.12	0.77	1.36	1.17	1.95
+/- Benchmark %	0.10	0.49	0.67	-0.19	0.38	0.25	0.39
BBgBarc US Agg Interm TR USD % ¹	0.55	1.22	1.87	1.33	2.12	1.95	3.56
+/- Benchmark %	-0.17	-0.08	-0.08	-0.74	-0.38	-0.53	-1.21

1. Returns are annualized for periods greater than 1 year.

2. Period Unrealized Gains/Losses--Unrealized Gains/Losses of all securities held in account(s) based on market values at the end of the day before the first date of the report. For purchases made during the report period, the unrealized gain/loss is based on cost basis of those purchases.

3. Period Realized Gains/Losses--Realized Gains/Losses generated by all closing positions during the report period based on market value at the end of the day before the first date of the report. For purchases made during the report period, the realized gain/loss is based on cost basis of those purchases.

Barrington Hills Police Pension Fund: Barrington Hills FI

Portfolio Current Value

by Security Type

Date
5/31/2017Account Number
74698825Report Currency
USD

Security Name	Symbol	Units	Unit Cost	Total Cost	Price	Market Value	Percent Asset	Current Yield
Cash		-	-	314,026.83	-	314,026.83	6.14	0.00
Sweep Account		314,026.830	1.00	314,026.83	1.00	314,026.83	6.14	-
Fixed Income		-	-	4,779,683.29	-	4,800,611.46	93.86	1.66
3M CO 2% DUE 06/26/22	88579YAF8	200,000.000	97.03	194,054.60	99.65	199,298.60	3.93	2.01
Accrued Interest						1,722.22		
APPLE INC 2.4% DUE 05/03/23	037833AK6	200,000.000	95.33	190,665.20	99.27	198,543.00	3.89	2.42
Accrued Interest						373.33		
CHEVRON CORP 2.355% DUE 12/05/22	166764AB6	200,000.000	97.15	194,291.39	99.70	199,403.00	3.94	2.36
Accrued Interest						2,184.92		
FED HOME LN BK 1.875% DUE 03/13/20	313378J77	500,000.000	97.62	488,118.00	101.09	505,432.00	9.92	1.85
Accrued Interest						2,057.29		
FHLB 1.125% DUE 07/14/21	3130A8QS5	1,150,000.000	99.63	1,145,753.50	97.75	1,124,097.40	22.07	1.15
Accrued Interest						4,923.44		
FHLB 1.375% DUE 02/18/21	3130A7CV5	800,000.000	99.56	796,447.00	98.96	791,676.80	15.54	1.39
Accrued Interest						3,147.22		
FNMA 1.625% DUE 11/27/18	3135G0YT4	500,000.000	100.63	503,165.50	100.48	502,390.00	9.82	1.62
Accrued Interest						90.28		
MICROSOFT CORP 2.375% DUE 05/01/23	594918AT1	200,000.000	98.41	196,818.19	99.84	199,688.20	3.91	2.38
Accrued Interest						395.83		
ORACLE CORP 2.4% DUE 09/15/23	68389XBL8	200,000.000	100.75	201,499.40	99.06	198,113.80	3.89	2.42
Accrued Interest						1,013.33		

Barrington Hills Police Pension Fund: Barrington Hills FI

Portfolio Current Value

by Security Type

				Date	Account Number	Report Currency		
				5/31/2017	74698825	USD		
Security Name	Symbol	Units	Unit Cost	Total Cost	Price	Market Value	Percent Asset	Current Yield
TENNESSEE VALLEY 1.875% DUE 08/15/22	880591EN8	665,000.000	100.69	669,600.51	99.61	662,427.78	13.02	1.88
Accrued Interest						3,636.72		
WAL-MART STORES 1.125% DUE 04/11/18	931142DF7	200,000.000	99.64	199,270.00	99.84	199,683.80	3.91	1.13
Accrued Interest						312.50		
Total Portfolio		-	-	5,093,710.12	-	5,114,638.29	100.00	1.66

Performance Summary

Net of Fees

Date Range
5/1/2017 - 5/31/2017

Client Name
Barrington Hills Police
Pension Fund

Account Name
BHPD Global Equity

Account Number
12257340

Currency
USD

Portfolio Summary

Beginning Market Value	4,354,586.13
Beginning Accrued Interest	0.00
Additions	0.00
Withdrawals	0.00
Period Realized Gains/Losses ³	0.00
Period Unrealized Gains/Losses ²	58,113.53
Interest Income	8.50
Dividend Income	0.00
Management Fees	0.00
Ending Market Value	4,412,708.16
Ending Accrued Interest	0.00
Total Gain after Management Fees	58,122.03
Time Weighted Return %	1.33
Benchmark Return %	1.55
Average Annualized Return %	-
Annualized Benchmark Return %	-

Total Portfolio	1 Mo	3 Mo	YTD	1 Yr	3 Yr	5 Yr	Since Inception 1/31/2012
Time Weighted Return % ¹	1.33	2.07	7.59	14.92	6.75	12.79	11.53
80% R3K & 20% EAFE (net) % ¹	1.55	3.55	9.16	17.51	8.05	14.29	12.99
+/- Benchmark %	-0.22	-1.49	-1.58	-2.60	-1.30	-1.49	-1.47
65% R3K & 35% EAFE % ¹	1.95	4.60	10.07	17.36	6.83	13.55	12.03
+/- Benchmark %	-0.62	-2.54	-2.48	-2.44	-0.08	-0.75	-0.50
S&P 500 TR USD % ¹	1.41	2.57	8.66	17.47	10.13	15.42	14.51
+/- Benchmark %	-0.07	-0.50	-1.08	-2.55	-3.38	-2.62	-2.99

1. Returns are annualized for periods greater than 1 year.

2. Period Unrealized Gains/Losses--Unrealized Gains/Losses of all securities held in account(s) based on market values at the end of the day before the first date of the report. For purchases made during the report period, the unrealized gain/loss is based on cost basis of those purchases.

3. Period Realized Gains/Losses--Realized Gains/Losses generated by all closing positions during the report period based on market value at the end of the day before the first date of the report. For purchases made during the report period, the realized gain/loss is based on cost basis of those purchases.

Barrington Hills Police Pension Fund: BHPD Global Equity

Portfolio Current Value

by Security Type

Date
5/31/2017Account Number
12257340Report Currency
USD

Security Name	Symbol	Units	Unit Cost	Total Cost	Price	Market Value	Percent Asset	Current Yield
Cash		-	-	93,722.86	-	93,722.86	2.12	0.00
Sweep Account		93,722.860	1.00	93,722.86	1.00	93,722.86	2.12	-
Exchange-Traded Fund		-	-	4,265,065.46	-	4,318,985.30	97.88	1.99
Consumer Discret Sel Sect SPDR® ETF	XLY	4,141.000	86.50	358,196.48	91.05	377,038.05	8.54	1.46
Consumer Staples Select Sector SPDR® ETF	XLP	5,410.000	54.93	297,164.89	56.64	306,422.40	6.94	2.34
Energy Select Sector SPDR® ETF	XLE	4,359.000	71.64	312,261.04	65.44	285,252.96	6.46	2.55
Financial Select Sector SPDR® ETF	XLF	30,471.000	24.76	754,466.91	23.25	708,450.75	16.05	1.66
Health Care Select Sector SPDR® ETF	XLV	5,979.000	75.34	450,462.81	76.08	454,882.32	10.31	1.50
Industrial Select Sector SPDR® ETF	XLI	5,364.000	66.04	354,240.29	67.52	362,177.28	8.21	1.93
iShares MSCI EAFE	EFA	5,355.000	63.79	341,616.17	66.06	353,751.30	8.02	2.68
iShares MSCI Emerging Markets	EEM	2,824.000	37.57	106,102.41	41.20	116,348.80	2.64	1.61
Materials Select Sector SPDR® ETF	XLB	1,246.000	52.09	64,908.47	53.08	66,137.68	1.50	1.84
SPDR® S&P Telecom ETF	XTL	407.000	70.10	28,531.58	70.81	28,819.63	0.65	1.16
Technology Select Sector SPDR® ETF	XLK	15,225.000	52.84	804,493.95	56.53	860,669.25	19.50	1.47
Utilities Select Sector SPDR® ETF	XLU	3,992.000	51.58	205,911.51	53.84	214,929.28	4.87	3.12
Vanguard REIT ETF	VNQ	2,240.000	83.35	186,708.95	82.19	184,105.60	4.17	4.44
Total Portfolio		-	-	4,358,788.32	-	4,412,708.16	100.00	1.99

Performance Summary

Net of Fees	Date Range 5/1/2017 - 5/31/2017	Client Name Barrington Hills Police Pension Fund	Account Name Board Liquidity	Account Number	Currency USD
-------------	---	---	--	-----------------------	------------------------

Portfolio Summary

Beginning Market Value	298,307.00
Beginning Accrued Interest	0.00
Additions	0.00
Withdrawals	-200,399.49
Period Realized Gains/Losses ³	0.00
Period Unrealized Gains/Losses ²	0.00
Interest Income	168.77
Dividend Income	0.00
Management Fees	0.00
Ending Market Value	98,076.28
Ending Accrued Interest	0.00
Total Gain after Management Fees	168.77
Time Weighted Return %	0.06
Benchmark Return %	0.06
Average Annualized Return %	-
Annualized Benchmark Return %	-

Total Portfolio	1 Mo	3 Mo	YTD	1 Yr	3 Yr	5 Yr	Since Inception 10/15/2011
Time Weighted Return % ¹	0.06	0.14	0.25	0.46	0.21	0.15	0.14
Citi Treasury Bill 3 Mon USD % ¹	0.06	0.16	0.23	0.41	0.18	0.13	0.12
+/- Benchmark %	0.00	-0.01	0.02	0.05	0.03	0.02	0.02

1. Returns are annualized for periods greater than 1 year.

2. Period Unrealized Gains/Losses--Unrealized Gains/Losses of all securities held in account(s) based on market values at the end of the day before the first date of the report. For purchases made during the report period, the unrealized gain/loss is based on cost basis of those purchases.

3. Period Realized Gains/Losses--Realized Gains/Losses generated by all closing positions during the report period based on market value at the end of the day before the first date of the report. For purchases made during the report period, the realized gain/loss is based on cost basis of those purchases.

Barrington Hills Police Pension Fund: Board Liquidity

Portfolio Current Value

by Security Type

Date
5/31/2017

Account Number

Report Currency
USD

Security Name	Symbol	Units	Unit Cost	Total Cost	Price	Market Value	Percent Asset	Current Yield
Money Market Fund		-	-	101,066.28	-	98,076.28	100.00	0.00
Illinois Funds Money Fund	IPTIP	98,076.280	1.03	101,066.28	1.00	98,076.28	100.00	-
Total Portfolio		-	-	101,066.28	-	98,076.28	100.00	0.00